



Middle School National Speech & Debate Tournament
June 16-18, 2016

RESULTS

*Unofficial, Unaudited Results
as of June 18, 2016*

Participating Schools

in Order by School Code

1	Albion Middle School	Emma Coates
2	Alice Deal Middle School	Tim Stroud
3	American Heritage Plantation	PJ Samorian
4	Argumentation and Communication Leadership Academy	Willie Washington
5	Arlington Independents	Erin McDermott
6	Asian Debate League	Julian Gagnon
7	Atiiva Academy	Lakshmi Gupta
8	Audience of One Forensics	Marie Wetzel
9	Autonomy Debate School	Abraham Rincon
10	Bak Middle School of the Arts	Alyssa Vaknin
11	Baker Middle School	Miranda Villanueva
12	Banquete HS	Max Thompson
13	Basis Independent Silicon Valley	Steven Leal
14	Beaver High School	Preston Clarke
15	Beechwood	Arlene Kim
16	Belen Jesuit Prep	Luis M. Dulzaides
17	Benilde-St.Margaret's High School	Maura Brew
18	Bennion Junior High	Diane Gilmore
19	Bible Center School	Jacque Brown
20	Boston Debate League	Roger Nix
21	Bowditch Middle School	Haiqing Xian
22	Bowling Green Junior High School	Shanna Lee
23	Buffalo High School	Melonie Menefee
24	Canadian International School of Beijing	Tim Lemen
25	Cape Fear Academy	Kavita Persaud
26	Capitol Debate	Matt Malia
27	Carroll Middle Schools	Southlake Junior Debate Team
28	Chaparral Star Academy	Frank Rivera
29	China Aggregate School	Steve Schappaugh
30	Classen SAS	Christopher Vian
31	CNMI NJSDA	Ashley Sikayun
32	Computech Middle School	Rachel Hibler
33	Concordia High School	William A Schatte
34	Crockett MS	Mellessa Denny
35	Cross Roads ISD	Kinsey Martin
36	Democracy Prep	Sarah Rosenberg/Luis Cardenas
37	Dr. Bessie Rhodes School of Global Studies	Christian Kline
38	Dr. Martin Luther King, Jr. School of Literary and	Sharon Cella
39	Dougherty Valley Bridge Academy	Aleisha Readye
40	E. A. Olle Middle School	George Tennison
41	Eastmont Middle School	DeAnn Kennedy
42	Edina High School	Andy Charrier
43	Emerson Community Charter School	Lily S Parker
44	Fairmont Preparatory Academy	Douglas Miller
45	Falcon Cove Middle School	Jennifer Dailey
46	Flintridge Preparatory School	Nicole Dalton
47	Fluvanna County High School	Craig Edgerton
48	FMS	Jennifer Noyd
49	Frank Black Middle School	Heather Hall
50	Greenhill School	Aaron Timmons
51	Hereford High School	Nathaniel Council
52	Hua Xia Chinese School Katy	Darrell Yarbrough
53	HuaXia Chinese School Houston-Houston	Stan Magee
54	Indian Hills Middle School	Mary Wilde
55	Ivy Bridge Academy	Michael Lacy
56	Ivy Debate	Patrick Smith
57	Ivy GuruKul	Kapoor Singh
58	Ivy GuruKul Online	Kapoor Singh
59	Ivy Marietta	Adam Grellinger
60	Kent Denver	Terry Rubin

Participating Schools

in Order by School Code

61	Knox Jr. High	Judi Wilson
62	Kudos College of Youth Leadership	Laura Lin
63	Kugnus ACTS	David Moyer
64	La Reina High School	Melan Jaich
65	Lake Highland Preparatory	George Clemens
66	Learning Leaders	David Peterson
67	Lee A. Tolbert Community Academy	Bill Lindsey
68	Los Alamos Middle School	Sherri Bublitz
69	Los Angeles Center for Enriched Studies	Evan Feldman
70	Magnet Academy	Jesse Kim
71	Marvin Dutcher middle school	Rim Atoui
72	McKinley Classical Leadership Academy	Tina Grimes
73	midvale middle school	stephen bloom
74	Midwest Speech and Debate	Rachel Warnecke
75	Milton Academy Middle School (K-12)	Deborah Simon
76	Montgomery Bell Academy	Kevin Hamrick
77	Morocco Aggregate School	Steve Schappaugh
78	Mount Jordan Middle School	Ben Simmons
79	Mount Vernon School	Whitney Farrand
80	Mountain Brook High School	Liz Wood Weas
81	New West Charter School	Lennar Madlansacay
82	Notre Dame Preparatory and Marist Academy	LeAnne Schmidt
83	Nova 42 Academy	Mike Kyle
84	NSU University School	Robert Sheard
85	Nysmith School	Maria-Theresa Dragg
86	Oak Hall	Marna Weston
87	Old St Mary"s	Steven Konow
88	Petal Middle School	Kelly Clark Garner
89	Phoenix Country Day School	C. Ryan Joyce
90	Pin Oak Middle School	Gregory P. Switzer
91	Pines Middle	Ivani McAleer
92	Pioneer Middle	Marjorie Hammer
93	Poly Prep	David Baloche
94	Potomac Debate Academy	Elisa Chen
95	Prattville Christian Academy	Victoria Boyd
96	Raymond Central High School	Carolyn Enevoldsen
97	Raymore-Peculiar East Middle School	Pam Schnake
98	Riverbend Elementary School	Ashley Cervantes
99	Robbinsdale Middle School	Richard Brynteson
100	Rowland Hall	Mike Shackelford
101	Sacred Heart High School, Kingston, MA	Dan Sapir
102	Saint Mary's Hall	Colin Malinak and Joseph Muller
103	Saratoga Independent	Sivakami Sambasivam
104	Sawgrass Springs Middle Schoo	Dr. Linda Pierre
105	Scottsdale Preparatory Academy	Travis Clement
106	Seminole Middle School	Jason T AIFord
107	SHAW Montessori	Jason Griffis
108	Sidney Lanier Middle School	Franz Hill
109	South Korea Aggregate School	Steve Schappaugh
110	South Loop Elementary	Rishi Agrawal
111	St Andrew's Episcopal School	Shivani Vazirani
112	St. Andrews Episcopal School	Jharick Shields
113	St. Peter Middle School	Kristofer Kracht
114	St. Rita school	Ralph Seymour
115	Stanford Online	Scott Weiler
116	Stratford Middle School	Anuj Aggarwal
117	Success Academy High School of the Liberal Arts	Joshua Wurzman
118	TCA	Dewi Hartono
119	TCA Academy	TCA Academy
120	The Bear Creek School	John N. Julian, Sr.

Participating Schools

in Order by School Code


121	The Golden State Academy	Victor Rivas Umana
122	The Harker School	Greg Achten, Jenny Alme
123	The Independence School	Sandra Berkowitz, Karina
124	The Kinkaid School	Paula L. Boettner
125	The Village School	eric emerson
126	The Weiss School	Heather Huffman
127	TYL Academy	Shawna Dooner
128	Union High School	Kamala Vadlamudi
129	Union Middle School	Christian Jones
130	Velasquez Academy	Helen Jones
131	Valley High School	Prof. Ricardo A. Velasquez
132	WEST GLADES MIDDLE SCHOOL	David McGinnis
133	West High School	ANDY ARONOFSKY
134	Wilshire Academy	Erin Stone Cowley
135	Wisconsin Connections Academy	Robert Cannon
136	Young Genius Academy	David Harper
		Helen Heinsohn

Policy Debate

Finals

11:00am Friday

Flip for Sides



Policy Debate

NSDA Middle School Nationals 2016

Speaker Points

			<i>Total Points</i>	<i>Adj Points</i>	<i>Total Ranks</i>	<i>Adj Ranks</i>	<i>2x Hi/Lo Points</i>
1.	122	Jason Lin	175.5	117.0	9	6	58.5
2.	122	Jai Bahri	175.5	116.5	10	6	58.0
3.	37	Audrey Kermgard	175.0	117.0	12	7	58.0
4.	37	Louise Bond	173.5	116.0	15	10	58.0
5.	122	Andrew Lee	173.5	115.5	7	4	58.0
6.	6	Kevin Cheng	173.3	115.8	11	6	57.9
7.	76	Aden Barton	172.8	115.3	8	4	57.8
8.	9	Edmond Wen	172.5	115.0	10	5	57.0
9.	110	Caelan Reeves	172.0	116.0	8	4	58.0
10.	133	Madeline Galian	172.0	115.0	11	6	57.0
11.	38	Hazel Lietz	172.0	115.0	13	8	58.0
12.	62	Alex Liang	172.0	114.0	13	8	57.0
13.	62	Matthew Zhang	171.5	115.5	12	8	58.0
14.	30	Neil Chopra	171.5	115.0	10	6	58.5
15.	124	Camila Vicens	171.5	114.5	7	4	56.5
16.	128	Sandra Alrifai	171.5	114.5	15	10	57.0
17.	62	Eric Gao	171.0	115.0	11	6	57.5
18.	6	Eric Chang	171.0	114.0	12	7	57.0
19.	62	Thomas Chon	171.0	113.0	13	9	56.5
20.	80	Chloe Kinderman	170.5	114.5	15	10	56.5
21.	128	Haley Lee	170.5	113.5	15	10	57.5
22.	78	Jessica Pike	170.0	113.5	11	6	56.5
23.	1	Iris Tang	170.0	113.5	12	8	56.5
24.	38	Willow So	170.0	113.0	17	12	56.5
25.	62	Jacob Chon	169.5	113.5	12	7	57.5
26.	76	John Raulston Graham	169.5	113.5	13	8	56.5
27.	6	Kelly Phil	169.5	113.0	11	8	56.5
28.	18	Parker Loutensock	169.5	112.5	16	11	56.5
29.	68	Emily Holmes	169.0	114.0	12	7	57.0
30.	37	Toby Bahrmassel	169.0	113.0	14	9	56.5
31.	122	Quentin Clark	169.0	112.0	14	9	56.0
32.	18	Joshua Gilmore	169.0	112.0	16	10	56.0
33.	62	Eric Lu	168.5	114.0	14	9	56.5
34.	37	Wilson Clarke	168.5	112.0	13	8	56.0
35.	9	Connie Tran	168.5	111.5	15	11	55.0
36.	80	Ben Harris	168.0	113.0	12	7	57.5
37.	73	Daphne Liu	168.0	113.0	14	9	56.0
38.	73	Katelyn Johnson	168.0	112.5	16	11	56.0
39.	76	Tanuj Koli	168.0	112.0	12	8	57.0
40.	73	Anna Hsu	168.0	112.0	15	10	56.0
41.	87	Stacia Konow	168.0	111.5	9	5	56.0
42.	9	Adeline Ho	167.5	112.0	15	11	56.0
43.	20	Jessie Pontes	167.5	111.5	13	9	55.5
44.	6	Benson Lin	167.5	111.5	19	13	56.0
45.	73	Anya Tiwari	167.0	112.0	16	11	56.0
46.	100	Sophie Dau	167.0	110.5	16	11	55.0
47.	110	Miles Reeves	166.5	112.0	16	10	56.5
48.	30	Ethan Worley	166.5	112.0	17	11	56.0
49.	108	Audrey Nguyen	166.5	111.5	10	5	56.0
50.	79	Shah Bano	166.5	111.5	12	7	56.0

Policy Debate

Preliminary Round Rankings

			<i>Adj Points</i>	<i>Opp W/L</i>	<i>Points</i>	<i>2x Hi/Lo Points</i>	<i>Judge Variance</i>	<i>Opp Points</i>
6 - 0								
1.	6	Cheng - Phil	228.8	21.6-14.4	342.8	114.6	0.22	1664.0
2.	80	Harris - Kinderman	226.0	24-12	338.5	114.0	0.32	2035.5
5 - 1								
3.	122	Bahri - Lin	233.5	20-16	351.0	116.5	0.52	1999.7
4.	62	Gao - Zhang	230.5	21-15	342.5	116.5	0.38	1986.3
5.	87	Rivera - Syftestad	227.8	24-12	340.8	114.3	0.25	1934.9
6.	122	Lee - Shah	226.5	22-14	339.5	113.0	0.31	2009.0
7.	76	Barton - Zeuthen	224.7	20-16	337.2	112.7	0.25	2005.8
4 - 2								
8.	37	Kermgard - Bond	233.0	21-15	348.5	117.0	0.48	2019.5
9.	110	Reeves - Reeves	228.0	16-20	338.5	114.5	0.19	1932.3
10.	30	Worley - Chopra	227.0	22-14	338.0	114.5	0.23	2005.0
11.	62	Chon - Liang	227.0	21-15	343.0	113.5	0.13	1984.5
12.	9	Tran - Wen	226.0	18-18	341.0	111.0	0.15	2016.5
13.	76	Koli - Graham	225.5	20-16	337.5	113.5	0.29	2004.5
14.	133	Galian - Andtbacka	224.5	21-15	337.5	112.0	0.22	1926.8
15.	129	Hefley - Ortiz	224.5	19-17	327.0	113.0	0.11	1972.5
16.	124	Vicens - Xu	223.5	18-18	335.0	110.5	0.01	2002.5
17.	87	Konow - Rosinia	223.0	20-16	333.5	112.0	0.14	2007.0
18.	124	Ghei - Powers	222.0	18-18	328.5	111.0	-0.11	2000.5
19.	79	Bano - Sivanesan	221.0	22-14	331.5	110.5	0.07	2008.2
20.	108	Nguyen - Nguyen	220.5	18-18	328.5	110.0	-0.10	2010.3
3 - 3								
21.	128	Alrifai - Lee	228.0	18-18	342.0	114.5	0.24	1959.1
22.	62	Lu - Chon	227.5	19-17	338.0	114.0	0.35	1929.6
23.	6	Lin - Chang	226.0	22-14	338.5	112.5	0.01	2010.0
24.	68	Holmes - Sadasivan	225.0	18-18	334.0	112.5	0.10	1995.0
25.	18	Gilmore - Loutensock	224.5	15-21	338.5	112.5	0.13	2001.5
26.	9	Singh - Ho	223.0	21-15	332.5	112.5	-0.25	2001.3
27.	20	Pontes - Nguyen	223.0	13-23	333.0	111.5	-0.08	1980.5
28.	122	Parikh - Clark	222.5	27-9	335.5	111.5	0.08	2012.8
29.	100	Frech - Dau	221.0	18-18	333.0	110.5	0.09	2008.7
30.	72	Grimes - Chandu	220.5	13-23	325.5	111.5	-0.02	1946.9
31.	78	Donaldson - Souimanyphanh	219.5	17-19	325.5	113.5	-0.26	1989.5
32.	100	Chase - Abdalla	215.0	17-19	320.0	107.0	-0.09	1977.0
33.	78	Arnold - Pierson	212.0	17-19	310.0	107.0	-0.14	1985.5
34.	86	Patel - Lightheart	154.6	20.4-15.6	258.1	51.6	-0.54	1667.4
2 - 4								
35.	38	Lietz - So	228.5	15-21	342.0	114.0	0.11	1965.5
36.	37	Clarke - Bahrmassel	224.5	21-15	337.5	112.5	0.17	1952.7
37.	73	Johnson - Hsu	224.5	17-19	336.0	111.5	0.10	2006.7
38.	78	Matthews - Pike	221.0	19-17	331.5	110.0	0.06	1994.0
39.	1	Dotson - Tang	221.0	17-19	333.5	112.0	0.08	1960.0
40.	1	Adams - Fawson	220.5	16-20	330.5	110.5	-0.23	1972.5

Policy Debate

Preliminary Round Rankings

			<i>Adj Points</i>	<i>Opp W/L</i>	<i>Points</i>	<i>2x Hi/Lo Points</i>	<i>Judge Variance</i>	<i>Opp Points</i>
2 - 4								
41.	1	Walker - Duncan	219.7	15.6-20.4	325.2	109.5	-0.05	1661.5
42.	133	Bacon - Galian	219.0	19-17	324.5	109.5	-0.17	1967.3
43.	1	Barnhart - Pittman	219.0	18-18	328.0	110.0	-0.11	1952.0
44.	100	Amiel - Merrill	216.5	15-21	322.5	110.5	-0.07	1982.1
45.	100	Fowler - Torres	216.0	14-22	324.5	108.5	-0.28	1969.0
46.	67	Newborn - Jackson	215.0	13-23	317.0	108.0	-0.49	1979.1
47.	133	Kulsomphob - Tsang	212.0	18-18	318.0	105.0	-0.68	1979.7
48.	133	Summerhays - Zhang	208.0	15.6-20.4	309.0	105.5	-0.23	1608.9
1 - 5								
49.	73	Tiwari - Liu	225.0	18-18	335.0	112.0	0.15	1981.5
50.	38	Lietz - Lardner	212.5	15-21	310.5	108.0	-0.51	1988.5
51.	41	Tanner - Wyness	208.6	18-18	312.6	104.1	-0.62	1578.8
52.	41	Dowding - Hodson	207.9	15.6-20.4	308.4	104.5	-0.74	1606.5
0 - 6								
53.	133	Zhang - Cornell	217.0	19-17	324.0	108.5	-0.54	2015.0

Policy Debate

Preliminary Round Results

Noah Walker 1A Albion Middle School	73A 28.0 L 2 27.5 Aff 4	BYE 2* 26.9* 3*	78B 25.0 L 2 24.0 Neg 4	100D 28.0 W 3 28.0 Neg 1	110A 28.5 L 3 28.0 Aff 4	100A 27.0 L 2 27.0 Aff 3	163.8/14 325.2 2 - 4 161.4/19 33
Alex Duncan	38A 27.0 W 2 28.0 Aff 1	100B 26.0 W 3 26.5 Neg 1	108A 27.0 L 4 28.0 Aff 2	87A 26.0 L 4 27.0 Neg 3	78A 27.5 L 4 29.0 Neg 1	68A 28.0 L 4 28.0 Aff 3	161.5/21 328.0 2 - 4 166.5/11 32
Tabish Barnhart 1B Albion Middle School	68A 26.0 L 4 26.5 Neg 3	67A 25.0 W 2 28.0 Aff 1	76B 30.0 L 3 30.0 Aff 2	78C 27.5 L 4 28.0 Neg 3	72A 28.0 L 3 28.5 Neg 2	73A 27.0 W 4 29.0 Aff 1	163.5/20 333.5 2 - 4 170.0/12 32
Makayla Dotson 1C Albion Middle School	30A 27.0 L 4 27.0 Neg 3	100C 27.0 W 1 26.0 Aff 2	68A 27.5 L 4 28.0 Neg 3	38A 29.0 W 1 28.0 Aff 2	9B 28.0 L 4 28.0 Aff 2	20A 27.0 L 4 28.0 Neg 3	165.5/18 330.5 2 - 4 165.0/15 33
Zachary Adams 1D Albion Middle School	124A 28.0 W 2 28.5 Neg 1	73B 28.0 W 2 28.0 Aff 1	80A 27.5 L 4 28.0 Aff 3	9B 27.5 W 4 29.0 Neg 1	30A 28.0 L 4 29.0 Aff 2	76B 28.5 L 3 28.5 Neg 4	167.5/19 338.5 3 - 3 171.0/12 31
Christian Fawson	133E 28.0 BYE 2* 28.3* 2*	9B 29.0 W 1 27.0 Neg 2	9B 29.0 W 1 28.5 Aff 2	76A 28.9 W 2* 28.3* Neg 2*	122B 29.0 W 1 28.0 Aff 2	87B 28.5 W 4 29.5 Aff 1	173.3/11 342.8 6 - 0 169.5/11 22
Kevin Cheng 6B Asian Debate League	122B 27.0 L 3 29.0 Neg 1	38B 30.0 W 1 30.0 Aff 2	62B 27.0 W 3 28.0 Aff 1	62A 28.0 L 3 27.5 Neg 4	68A 29.5 W 2 30.0 Neg 1	100C 27.0 W 3 28.0 Aff 1	168.5/15 341.0 4 - 2 172.5/10 25
Edmond Wen	100D 27.5 W 3 28.5 Neg 1	110A 28.0 W 3 28.5 Aff 2	6B 27.0 L 4 27.5 Neg 3	6A 28.5 L 2 28.0 Aff 3	1D 28.0 W 1 28.0 Neg 3	124A 26.0 L 4 27.0 Aff 3	165.0/17 332.5 3 - 3 167.5/15 32
Anoop Singh 9B Autonomy Debate School	79A 27.5 L 2 27.0 Aff 4	37B 28.0 L 4 29.0 Neg 2	38B 28.0 W 3 28.5 Aff 2	100A 28.0 L 3 28.0 Neg 4	133D 29.5 W 2 30.0 Aff 1	100D 28.0 W 2 27.0 Neg 3	169.0/16 338.5 3 - 3 169.5/16 32
Adeline Ho	37A 28.0 L 3 28.5 Aff 2	100A 27.0 L 3 26.0 Neg 4	133D 27.5 W 2 28.0 Neg 1	133B 29.0 L 2 27.0 Aff 4	133E 27.0 W 2 28.0 Neg 1	1D 29.0 W 1 28.0 Aff 2	167.5/13 333.0 3 - 3 165.5/14 27
Jessie Pontes 20A Boston Debate League	1D 28.0 W 2 29.0 Aff 1	124B 27.0 W 2 27.0 Neg 3	129A 29.0 W 2 29.5 Aff 1	79A 25.5 L 4 26.5 Neg 2	6A 29.0 W 3 30.0 Neg 1	62A 28.0 L 4 29.5 Aff 2	166.5/17 338.0 4 - 2 171.5/10 27
Ethan Worley 30A Classen SAS	20A 29.0 W 1 27.5 Neg 4	78A 30.0 W 1 30.0 Aff 2	76A 27.0 L 2 26.0 Aff 3	129A 26.5 L 4 29.5 Neg 1	78C 28.0 L 3 29.0 Neg 1	100B 28.0 L 2 27.0 Aff 3	168.5/13 337.5 2 - 4 169.0/14 27
Neil Chopra	62C 28.0 L 3 27.5 Neg 4	18A 30.0 W 1 29.0 Aff 3	110A 30.0 W 1 30.0 Aff 2	73A 29.0 W 1 28.0 Aff 2	108A 29.0 W 2 30.0 Neg 1	124B 29.0 L 4 29.0 Neg 3	175.0/12 348.5 4 - 2 173.5/15 27
Wilson Clarke 37A Dr. Bessie Rhodes School of Global Studie	1B 22.0 L 3 20.0 Neg 4	128A 27.0 L 4 27.0 Aff 3	72A 30.0 W 1 26.0 Aff 4	1D 28.0 L 3 26.0 Neg 4	100C 27.0 L 4 27.5 Neg 2	62B 25.0 L 3 25.0 Aff 4	159.0/18 310.5 1 - 5 151.5/21 39
Toby Bahrmassel	108A 28.0 L 2 28.0 Aff 3	9A 29.0 L 4 30.0 Neg 3	18A 29.0 L 1 27.0 Neg 4	133D 29.5 W 1 28.5 Aff 2	133C 29.0 W 2 29.5 Aff 1	133A 27.5 L 3 27.0 Neg 4	172.0/13 342.0 2 - 4 170.0/17 30
Audrey Kermgard 37B Dr. Bessie Rhodes School of Global Studie	133E 26.0 L 4 26.5 Aff 3	79A 26.0 L 3 26.0 Neg 4	100D 24.0 L 3 24.0 Aff 4	72A 27.0 L 2 25.0 Neg 4	BYE 3* 25.5* 4*	133C 26.5 L 3 26.0 Aff 4	155.4/18 308.4 1 - 5 153.0/23 41
Allison Hodson	128A 27.0 L 3 23.0 Neg 4	76A 27.0 L 3 26.0 Aff 4	67A 26.0 L 3 26.0 Aff 4	86A 30.0 L 1 24.0 Neg 4	133A 26.5 L 2 25.0 Aff 4	BYE 2* 24.8* 4*	163.8/14 312.6 1 - 5 148.8/24 38
Samantha Tanner 41B Eastmont Middle School	67A 29.0 W 2 30.0 Neg 1	100D 26.0 W 1 26.0 Aff 2	87B 27.5 L 4 27.5 Neg 3	9A 28.5 W 2 29.0 Aff 1	129A 30.0 W 1 30.0 Aff 2	30A 30.0 W 1 29.0 Neg 3	171.0/11 342.5 5 - 1 171.5/12 23
Raeya Wyness	122C 28.0 L 4 28.5 Aff 3	133B 29.5 W 1 29.0 Neg 2	9A 28.0 L 2 27.0 Neg 4	78B 29.5 W 2 30.0 Aff 1	86A 25.0 L 3 26.0 Aff 1	38A 28.5 W 2 29.0 Neg 1	168.5/14 338.0 3 - 3 169.5/12 26
Eric Gao 62A Kudos Coll of Youth Leadership	37B 28.5 W 2 29.0 Aff 1	78C 28.0 W 2 29.0 Neg 1	79A 28.5 L 3 28.0 Aff 4	78A 30.0 W 1 30.0 Neg 2	87A 28.0 L 3 28.0 Aff 2	122B 28.0 W 2 28.0 Neg 3	171.0/13 343.0 4 - 2 172.0/13 26
Matthew Zhang	122C 28.0 L 4 28.5 Aff 3	133B 29.5 W 1 29.0 Neg 2	9A 28.0 L 2 27.0 Neg 4	78B 29.5 W 2 30.0 Aff 1	86A 25.0 L 3 26.0 Aff 1	38A 28.5 W 2 29.0 Neg 1	168.5/14 338.0 3 - 3 169.5/12 26
Eric Lu 62B Kudos Coll of Youth Leadership	37B 28.5 W 2 29.0 Aff 1	78C 28.0 W 2 29.0 Neg 1	79A 28.5 L 3 28.0 Aff 4	78A 30.0 W 1 30.0 Neg 2	87A 28.0 L 3 28.0 Aff 2	122B 28.0 W 2 28.0 Neg 3	171.0/13 343.0 4 - 2 172.0/13 26
Jacob Chon Thomas Chon	62C Kudos Coll of Youth Leadership						
Thomas Chon							
Alex Liang							

Policy Debate

Preliminary Round Results

Deont'e Newborn 67A Lee A. Tolbert Community Academy	62A 29.0 L 3 28.0 Aff 4	1C 22.0 L 4 23.0 Neg 3	41B 26.0 W 1 26.0 Neg 2	100C 28.0 L 1 27.0 Aff 2	128A 27.0 L 3 27.0 Neg 4	133D 27.0 W 3 27.0 Aff 2	159.0/15 317.0 2 - 4 158.0/17 32
Gerron Jackson							
Emily Holmes 68A Los Alamos Middle School	1C 28.0 W 1 27.0 Aff 2	87A 26.0 L 2 25.0 Neg 4	1D 29.0 W 1 28.5 Aff 2	124A 28.0 L 4 28.0 Neg 3	9A 29.0 L 3 27.5 Aff 4	1B 29.0 W 1 29.0 Neg 2	169.0/12 334.0 3 - 3 165.0/17 29
Neha Sadasivan							
Mya Grimes 72A McKinley Classical Leadership Academy	78A 24.0 L 4 24.0 Neg 3	76B 25.0 L 4 27.0 Aff 2	38A 27.0 L 3 30.0 Neg 2	41A 27.0 W 3 29.0 Aff 1	1C 28.0 W 4 29.0 Aff 1	78B 28.5 W 1 27.0 Neg 3	159.5/19 325.5 3 - 3 166.0/12 31
Aditya Chandu							
Katelyn Johnson 73A midvale middle school	1A 28.0 W 3 28.5 Neg 1	78B 28.5 L 3 29.0 Aff 2	100A 29.5 W 1 29.0 Aff 2	37B 26.0 L 4 27.0 Neg 3	124B 28.0 L 3 27.5 Aff 4	1C 28.0 L 2 27.0 Neg 3	168.0/16 336.0 2 - 4 168.0/15 31
Anna Hsu							
Anya Tiwari 73B midvale middle school	122A 28.0 L 4 28.0 Aff 2	6A 25.0 L 4 25.0 Neg 3	100C 30.0 W 1 30.0 Neg 2	110A 28.0 L 3 28.0 Neg 4	100D 27.0 L 3 29.0 Aff 1	133E 29.0 L 1 28.0 Aff 2	167.0/16 335.0 1 - 5 168.0/14 30
Daphne Liu							
Aden Barton 76A Montgomery Bell Academy	133A 29.0 W 1 28.0 Aff 2	41B 30.0 W 1 28.0 Neg 2	37A 29.0 W 1 26.0 Neg 4	6B 28.8 W 1* 27.4* Aff 3*	133B 28.5 W 1 28.0 Aff 2	122C 27.5 L 3 27.0 Neg 4	172.8/8 337.2 5 - 1 164.4/17 25
Thomas Zeuthen							
Tanuj Koli 76B Montgomery Bell Academy	80A 26.0 L 3 26.0 Aff 2	72A 26.0 W 3 28.0 Neg 1	1C 30.0 W 1 30.0 Neg 4	122B 28.0 L 3 28.5 Aff 2	100A 29.0 W 1 28.0 Neg 2	6A 29.0 W 1 29.0 Aff 2	168.0/12 337.5 4 - 2 169.5/13 25
John Raulston Graham							
James Donaldson 78A Mount Jordan Middle School	72A 24.0 W 1 24.0 Aff 2	37A 29.0 L 3 28.0 Neg 4	133E 28.0 W 2 29.0 Neg 1	62C 29.0 L 3 29.0 Aff 4	1B 28.0 W 3 28.5 Aff 2	133B 22.0 L 4 27.0 Neg 3	160.0/16 325.5 3 - 3 165.5/16 32
Tyler Souimanyphanh							
Mckenna Matthews 78B Mount Jordan Middle School	87B 26.5 L 4 27.0 Aff 2	73A 28.0 W 4 29.5 Neg 1	1A 25.0 W 3 28.0 Aff 1	62B 29.0 L 3 28.5 Neg 4	124A 27.0 L 4 29.0 Neg 1	72A 26.0 L 4 28.0 Aff 2	161.5/22 331.5 2 - 4 170.0/11 33
Jessica Pike							
Jeremy Arnold 78C Mount Jordan Middle School	133C 27.0 W 4 30.0 Neg 1	62C 26.0 L 3 26.0 Aff 4	122B 24.0 L 4 24.0 Neg 3	1C 29.0 W 1 28.5 Aff 2	37A 27.0 W 4 28.0 Aff 2	129A 20.5 L 3 20.0 Neg 4	153.5/19 310.0 3 - 3 156.5/16 35
Davidson Pierson							
Shah Bano 79A Mount Vernon School	18A 28.0 W 1 27.0 Neg 3	41A 30.0 W 1 29.5 Aff 2	62C 28.5 W 2 29.0 Neg 1	30A 27.0 W 1 26.0 Aff 3	87B 28.0 L 3 27.5 Aff 4	122A 25.0 L 4 26.0 Neg 3	166.5/12 331.5 4 - 2 165.0/16 28
Thanalini Sivanesan							
Ben Harris 80A Mountain Brook HS	76B 26.5 W 1 26.0 Neg 4	122B 30.0 W 2 30.0 Aff 1	6A 29.0 W 1 28.5 Neg 2	122C 29.0 W 2 28.0 Aff 4	122A 25.0 W 4 30.0 Aff 1	87A 28.5 W 2 28.0 Neg 3	168.0/12 338.5 6 - 0 170.5/15 27
Chloe Kinderman							
Ria Patel 86A Oak Hall	133B 27.0 L 3 26.0 Aff 4	FORFEIT 0.0 4	BYE 3* 26.0 4*	41B 25.0 W 2 25.0 Aff 3	62B 25.5 W 2 24.5 Neg 4	110A 26.5 L 4 27.0 Neg 3	130.0/18 258.1 3 - 3 128.1/22 40
Christian Lighthearth							
Stacia Konow 87A Old St Mary's	133D 29.5 W 1 29.0 Neg 2	68A 27.0 W 1 25.0 Aff 3	122A 27.0 L 3 28.0 Neg 2	1B 28.0 W 2 28.0 Aff 1	62C 28.0 W 1 28.0 Neg 4	80A 28.5 L 1 27.5 Aff 4	168.0/9 333.5 4 - 2 165.5/16 25
Isabella Rosinia							
Magdalena Rivera 87B Old St Mary's	78B 27.5 W 1 27.0 Neg 3	86A 28.7 W 1* 28.1* Aff 2*	62A 28.0 W 1 27.5 Aff 2	108A 30.0 W 1 28.0 Neg 3	79A 29.0 W 1 28.5 Neg 2	6B 29.0 L 3 29.5 Neg 2	172.2/8 340.8 5 - 1 168.6/14 22
Olivia Syftestad							
Maddy Frech 100A Rowland Hall	110A 27.5 L 3 27.0 Neg 4	20A 29.0 W 2 30.0 Aff 1	73A 28.0 L 4 28.5 Neg 3	18A 28.0 W 2 28.0 Aff 1	76B 26.0 L 4 27.0 Aff 3	1A 27.5 W 1 26.5 Neg 4	166.0/16 333.0 3 - 3 167.0/16 32
Sophie Dau							
Peter Chase 100B Rowland Hall	129A 26.0 L 3 25.0 Neg 4	1B 26.0 L 4 26.5 Aff 2	133C 25.0 W 1 23.0 Neg 3	133A 29.0 W 1 28.0 Aff 4	122C 27.5 L 3 27.0 Aff 4	37A 30.0 W 1 27.0 Neg 4	163.5/13 320.0 3 - 3 156.5/21 34
Ally Abdalla							
Ben Fowler 100C Rowland Hall	124B 28.5 L 3 28.0 Aff 4	1D 26.0 L 3 25.0 Neg 4	73B 29.0 L 3 28.5 Aff 4	67A 26.0 W 3 25.0 Neg 4	38A 28.0 W 1 27.5 Aff 3	9A 27.0 L 2 26.0 Neg 4	164.5/15 324.5 2 - 4 160.0/23 38
Andres Torres							
Ben Amiel 100D Rowland Hall	9B 28.0 L 2 27.0 Aff 4	62A 24.0 L 4 25.0 Neg 3	41A 26.0 W 1 25.0 Neg 2	1A 28.0 L 2 27.5 Aff 4	73B 27.0 W 4 28.0 Neg 2	18A 30.0 L 1 27.0 Aff 4	163.0/14 322.5 2 - 4 159.5/19 33
Andrew Merrill							
Chloe Nguyen 108A Sidney Lanier Middle School	38B 27.0 W 4 28.5 Neg 1	133C 25.0 W 2 26.0 Aff 1	1B 28.0 W 3 29.0 Neg 1	87B 27.0 L 4 28.0 Aff 2	37B 28.0 L 3 27.0 Aff 4	128A 27.0 W 2 28.0 Aff 1	162.0/18 328.5 4 - 2 166.5/10 28
Audrey Nguyen							

Policy Debate

Preliminary Round Results

Caelan Reeves 110A South Loop Elementary	100A 29.0 W 1 28.5 Aff 2	9B 29.0 L 1 27.0 Neg 4	37B 27.0 L 3 26.0 Neg 4	73B 29.0 W 1 28.0 Aff 2	1A 29.0 W 1 28.5 Neg 2	86A 29.0 W 1 28.5 Aff 2	172.0/8 338.5 4 - 2 166.5/16 24
Andrew Lee 122A The Harker School	73B 28.0 W 1 28.0 Neg 3	124A 28.0 W 1 27.0 Aff 2	87A 29.0 W 1 25.0 Aff 4	128A 29.5 W 1 29.0 Neg 2	80A 29.0 L 2 28.0 Neg 3	79A 30.0 W 1 29.0 Aff 2	173.5/7 339.5 5 - 1 166.0/16 23
Deven Shah 122B The Harker School	9A 26.0 W 4 28.0 Aff 2	80A 27.0 L 4 27.0 Neg 3	78C 29.0 W 2 30.0 Aff 1	76B 27.5 W 4 29.0 Neg 1	6B 27.0 L 4 28.0 Neg 3	62C 30.0 L 1 27.0 Aff 4	166.5/19 335.5 3 - 3 169.0/14 33
Jai Bahri 122C The Harker School	62B 29.0 W 1 28.5 Neg 2	133D 30.0 W 1 30.0 Aff 2	128A 29.5 W 2 30.0 Aff 1	80A 29.0 L 3 29.0 Neg 1	100B 29.0 W 2 29.5 Neg 1	76A 29.0 W 1 28.5 Aff 2	175.5/10 351.0 5 - 1 175.5/9 19
Karm Ghei 124A The Kinkaid School	6A 27.5 L 4 27.5 Aff 3	122A 25.0 L 3 25.0 Neg 4	133A 28.0 W 2 28.0 Neg 1	68A 28.0 W 1 28.0 Aff 2	78B 28.0 W 2 27.0 Aff 3	9B 28.5 W 1 28.0 Neg 2	165.0/13 328.5 4 - 2 163.5/15 28
Spencer Powers 124B The Kinkaid School	100C 30.0 W 1 29.0 Neg 2	30A 28.0 L 1 26.0 Aff 4	133B 27.0 L 2 25.0 Neg 4	133E 28.0 W 1 26.0 Aff 3	73A 28.5 W 1 28.0 Neg 2	37B 30.0 W 1 29.5 Aff 2	171.5/7 335.0 4 - 2 163.5/17 24
Brian Xu 128A Union HS	41B 30.0 W 2 30.0 Aff 1	38A 30.0 W 1 29.0 Neg 2	122C 28.0 L 4 28.5 Neg 3	122A 27.5 L 3 27.0 Aff 4	67A 29.0 W 1 29.0 Aff 2	108A 27.0 L 4 27.0 Neg 3	171.5/15 342.0 3 - 3 170.5/15 30
Haley Lee 129A Union Middle School	100B 27.0 W 2 28.0 Aff 1	133A 28.0 W 2 28.5 Neg 1	30A 28.5 L 3 28.0 Neg 4	37A 28.5 W 2 28.0 Aff 3	62A 30.0 L 3 30.0 Neg 4	78C 21.5 W 1 21.0 Aff 2	163.5/13 327.0 4 - 2 163.5/15 28
Isaiah Ortiz 133A West HS	76A 25.0 L 3 24.0 Neg 4	129A 28.0 L 3 27.5 Aff 4	124A 27.0 L 4 27.0 Aff 3	100B 28.0 L 3 28.0 Neg 2	41B 26.5 W 3 27.0 Neg 1	38B 28.5 W 1 28.0 Aff 2	163.0/17 324.5 2 - 4 161.5/16 33
Jane Galian 133B West HS	86A 29.0 W 1 28.0 Neg 2	62B 27.0 L 4 27.5 Aff 3	124B 28.0 W 1 26.0 Aff 3	20A 30.0 W 1 28.0 Neg 3	76A 28.0 L 3 27.0 Neg 4	78A 30.0 W 1 29.0 Aff 2	172.0/11 337.5 4 - 2 165.5/17 28
Sophia Andtbacka 133C West HS	78C 28.0 L 2 28.0 Aff 3	108A 24.0 L 4 24.0 Neg 3	100B 24.0 L 2 21.0 Aff 4	BYE 26.0 BYE 3* 25.5* 3*	38B 27.0 L 4 27.0 Neg 3	41A 27.0 W 2 27.5 Neg 1	156.0/17 309.0 2 - 4 153.0/17 34
Jane Zhang 133D West HS	87A 28.0 L 3 27.0 Aff 4	122C 28.0 L 4 28.0 Neg 3	20A 27.5 L 3 27.0 Aff 4	38B 27.0 L 3 26.5 Neg 4	18A 26.0 L 3 25.0 Neg 4	67A 27.0 L 4 27.0 Neg 1	163.5/20 324.0 0 - 6 160.5/20 40
Chloe Cornell 133E West HS	41A 28.0 W 1 27.0 Neg 2	6B 25.0 L 4 25.0 Aff 3	78A 28.0 L 3 28.0 Aff 4	124B 25.0 L 4 27.0 Neg 2	20A 26.0 L 3 26.0 Aff 4	73B 27.0 W 3 26.0 Neg 4	159.0/18 318.0 2 - 4 159.0/19 37
Avelyn Kulsomphob 133E West HS							
Fiona Tsang							

Lincoln-Douglas Debate

Double Octos
2:00pm Thursday

Flip for Sides

<u>Room</u>				<u>Judges</u>
Room 1912	53	Michael Zhou Win 0.0 Win 0.0 Loss 0.0	68 Abby Beus Loss 0.0 Loss 0.0 Win 0.0	Filmah Buenaflor (*31) Michael White (*99) Zarek Drozda (*122)
Room 1312	39	Kavin Kumaravel Win 0.0 Win 0.0 Win 0.0	53 Arnav Burudgunte Loss 0.0 Loss 0.0 Loss 0.0	Julie Norman (*73) Amanda Mintz (*11) Matt Conrad (*64)
Room 1313	61	Ansh Mittra Win 0.0 Win 0.0 Loss 0.0	62 Olivia Kaneko Loss 0.0 Loss 0.0 Win 0.0	Karnessia Georgetown (*112) Julia Keem (*63) Abraham Rincon (*9)
Room 1315	61	Dylan Boyter Loss 0.0 Loss 0.0 Loss 0.0	131 Animesh Joshi Win 0.0 Win 0.0 Win 0.0	Cindy Elliott (*95) Karen Qi (*122) Kevin Chow
Room 2103	116	Amy Zhou Loss 0.0 Win 0.0 Win 0.0	61 Rawson Duplantis Win 0.0 Loss 0.0 Loss 0.0	Kenzo Okazaki (*62) Miriam Leany (*60) Ken Hiremath (*119)
Room 2104	80	Pavel Shirley Win 0.0 Win 0.0 Win 0.0	122 Aditya Tadimeti Loss 0.0 Loss 0.0 Loss 0.0	DJ Brynteson (*99) Jacob Valero (*1) Rim Atoui (*71)
Room 2108	118	Grace Huang Win 0.0 Loss 0.0 Win 0.0	53 Andrew Qin Loss 0.0 Win 0.0 Loss 0.0	Kivraj Singh (*121) Trent Gilbert (*131) Sherri Bublitz (*68)
Room 2122	121	Andrew Zhong Loss 0.0 Win 0.0 Loss 0.0	122 Akshay Manglik Win 0.0 Loss 0.0 Win 0.0	Sameer Ziaee (*39) Jacek Stachowiak (*50) Bryan Winn
Room 2109	53	Caroline Huang (Aff) Win 0.0 Loss 0.0 Win 0.0	39 Justin Lee (Neg) Loss 0.0 Win 0.0 Loss 0.0	Anuj Aggarwal (*116) Carly Rieger (*131) Delilah Strauss (*9,62)
Room 2123	53	Benjamin Wright Loss 0.0 Loss 0.0 Loss 0.0	122 Aditi Vinod Win 0.0 Win 0.0 Win 0.0	Elizabeth Loeb (*2) Venkatesh Muppaneni (*61) Young-suk Choi (*116)
Room 2124	122	Sachin Shah Win 0.0 Win 0.0 Win 0.0	119 Adarsh Hiremath Loss 0.0 Loss 0.0 Loss 0.0	Anne Grauer (*37) Emma Taylor (*80) Yuhui Yao (*54)

Lincoln-Douglas Debate

Double Octos
2:00pm Thursday

Flip for Sides

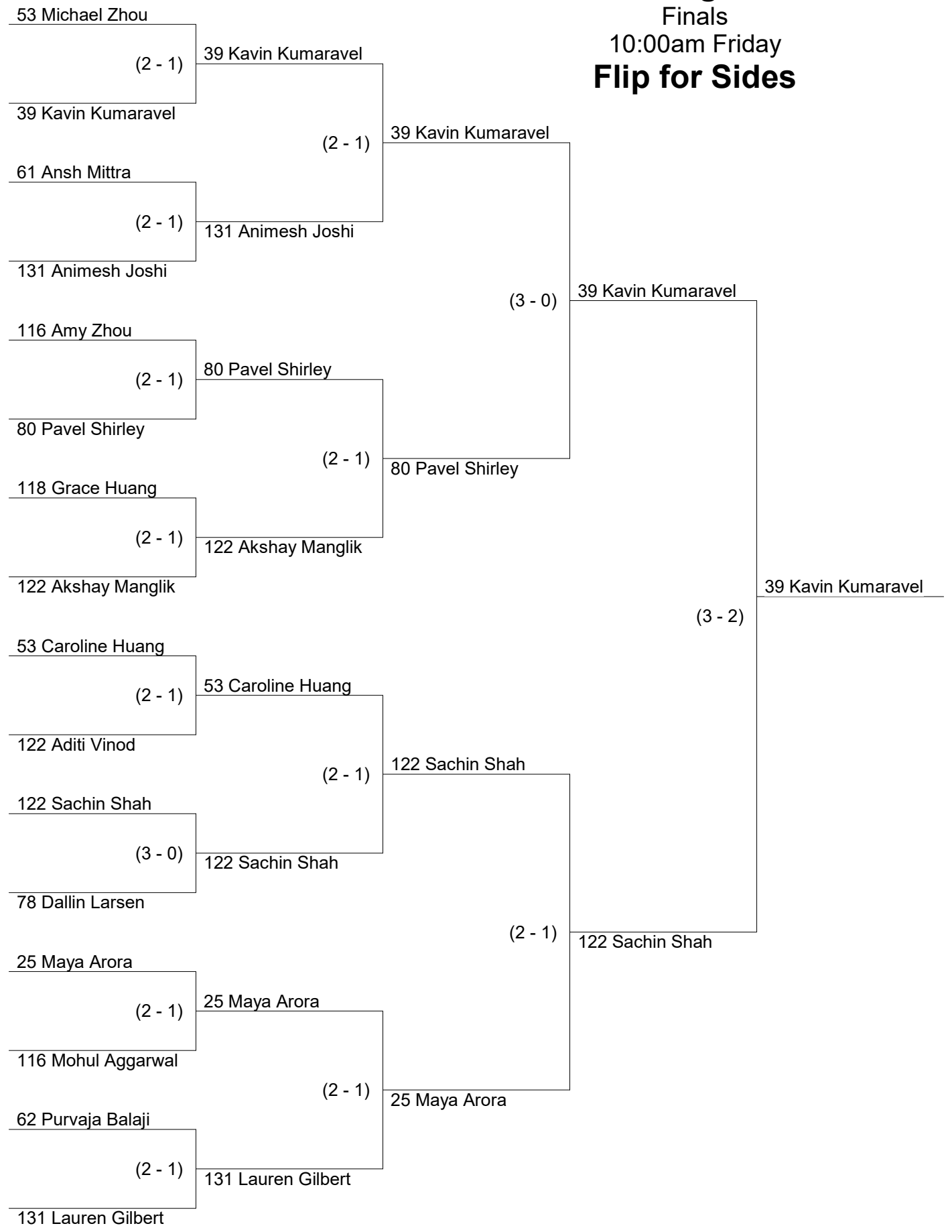
<u>Room</u>				<u>Judges</u>
Room 2125	131	Isabella Nadel Loss 0.0 Win 0.0 Loss 0.0	78 Dallin Larsen Win 0.0 Loss 0.0 Win 0.0	Dong Zhou (*116) Gillian Wall Thomas Vance
Room 2203	1	Jacob Simmons (Aff) Loss 0.0 Win 0.0 Loss 0.0	25 Maya Arora (Neg) Win 0.0 Loss 0.0 Win 0.0	Darrell Yarbrough (*52) Kaira Bird (*54) Erin Cowley (*133)
Room 2205	122	Annie Ma Loss 0.0 Loss 0.0 Loss 0.0	116 Mohul Aggarwal Win 0.0 Win 0.0 Win 0.0	Lee Thach (*15) Annetta Magee (*53) Hamilton Adair
Room 2114	61	Arman Sharma Win 0.0 Loss 0.0 Loss 0.0	62 Purvaja Balaji Loss 0.0 Win 0.0 Win 0.0	Nick Rogers (*13) Shawn Robinson Kavita Persaud (*25)
Room 2207	50	Nicole Stachowiak Win 0.0 Loss 0.0 Loss 0.0	131 Lauren Gilbert Loss 0.0 Win 0.0 Win 0.0	Rachel Mauchline Jessica Jhang (*61) Eric Strauss (*9)

Lincoln-Douglas Debate

Finals

10:00am Friday

Flip for Sides



Lincoln-Douglas Debate

NSDA Middle School Nationals 2016

Speaker Points

			<i>Total Points</i>	<i>Adj Points</i>	<i>2x Hi/Lo Points</i>
1.	122	Akshay Manglik	175.5	117.5	58.5
2.	53	Caroline Huang	175.0	117.0	58.5
3.	39	Kavin Kumaravel	175.0	117.0	58.0
4.	122	Aditi Vinod	174.3	117.0	58.0
5.	122	Annie Ma	174.0	117.0	59.0
6.	53	Arnav Burudgunte	174.0	116.0	58.0
7.	121	Andrew Zhong	172.8	115.3	57.3
8.	25	Maya Arora	172.5	115.0	57.5
9.	52	Audrey Luu	172.5	114.5	57.5
10.	116	Eura Choi	172.5	114.5	57.5
11.	116	Mohul Aggarwal	171.5	115.5	58.5
12.	53	Benjamin Wright	171.5	115.5	57.5
13.	53	Michael Zhou	171.0	114.0	57.5
14.	50	Nicole Stachowiak	171.0	114.0	57.0
15.	54	Emily Erickson	171.0	114.0	57.0
16.	92	Asher Hensley	171.0	114.0	57.0
17.	50	Aimee Stachowiak	171.0	113.0	56.0
18.	64	Andrea Chow	170.8	114.8	57.0
19.	116	Amy Zhou	170.5	114.5	57.5
20.	122	Aditya Tadimeti	170.5	114.5	57.5
21.	122	Sachin Shah	170.5	113.5	56.5
22.	118	Grace Huang	170.0	114.5	58.0
23.	61	Arman Sharma	170.0	114.0	58.0
24.	78	Dallin Larsen	170.0	114.0	58.0
25.	131	Animesh Joshi	169.8	113.0	57.0
26.	9	Courtney Chan	169.5	113.0	56.0
27.	31	Shea Hartig	169.5	113.0	56.0
28.	63	Laura Bae	169.0	113.0	56.5
29.	136	Varun Ayyappan	169.0	112.5	56.0
30.	1	Jacob Simmons	168.6	111.6	55.6
31.	78	Abigail Simmons	168.5	113.5	57.5
32.	71	Ibrahim Dagher	168.5	112.5	56.0
33.	53	Cindy Li	168.3	112.3	56.0
34.	61	Dylan Boyter	168.0	113.5	56.5
35.	61	Rawson Duplantis	168.0	112.0	56.5
36.	2	Peter Milius	168.0	112.0	56.0
37.	2	Jake Stohr	168.0	112.0	56.0
38.	39	Justin Lee	168.0	111.5	55.5
39.	108	Alex Pantazopol	167.9	112.9	56.9
40.	61	Ansh Mittra	167.5	113.5	56.5
41.	112	Osose Ewaleifoh	167.5	112.5	56.5
42.	2	Maria Leon-Acosta	167.0	113.0	57.0
43.	131	Lauren Gilbert	167.0	112.5	56.0
44.	15	Gunn Hyun	167.0	112.0	56.0
45.	53	Andrew Qin	167.0	112.0	56.0
46.	11	Ian Mintz	167.0	111.5	56.0
47.	62	Olivia Kaneko	166.5	113.5	56.5
48.	122	Akhilesh Chegu	166.5	112.5	56.5
49.	53	Andrew Hsiung	166.5	112.5	56.0
50.	112	Arness Georgetown	166.5	111.5	56.0

Lincoln-Douglas Debate

Preliminary Round Rankings

			<i>Adj Points</i>	<i>Opp W/L</i>	<i>Points</i>	<i>2x Hi/Lo Points</i>	<i>Judge Variance</i>	<i>Opp Points</i>
6 - 0								
1.	53	Michael Zhou	114.0	27-9	171.0	57.5	0.22	1016.4
5 - 1								
2.	53	Caroline Huang	117.0	18-18	175.0	58.5	0.65	997.0
3.	25	Maya Arora	115.0	18-18	172.5	57.5	0.20	999.1
4.	118	Grace Huang	114.5	21-15	170.0	58.0	0.23	996.8
5.	116	Amy Zhou	114.5	17-19	170.5	57.5	0.37	1001.7
6.	61	Arman Sharma	114.0	22-14	170.0	58.0	0.43	1000.8
7.	122	Sachin Shah	113.5	21-15	170.5	56.5	0.09	1000.7
8.	61	Ansh Mittra	113.5	21-15	167.5	56.0	-0.01	1004.6
9.	131	Animesh Joshi	113.0	22-14	169.8	57.0	0.60	1013.1
10.	131	Isabella Nadel	113.0	22-14	166.0	57.0	-0.03	1004.3
11.	131	Lauren Gilbert	112.5	19-17	167.0	56.0	0.23	1015.0
12.	80	Pavel Shirley	110.5	24-12	165.0	55.5	-0.06	856.0
4 - 2								
13.	122	Akshay Manglik	117.5	18-18	175.5	58.5	0.24	993.8
14.	122	Annie Ma	117.0	21-15	174.0	59.0	0.33	1009.9
15.	122	Aditi Vinod	117.0	18-18	174.3	58.0	0.42	975.5
16.	39	Kavin Kumaravel	117.0	16-20	175.0	58.0	0.46	996.5
17.	53	Arnav Burudgunte	116.0	22-14	174.0	58.0	0.42	1005.5
18.	53	Benjamin Wright	115.5	18-18	171.5	57.5	0.20	989.3
19.	116	Mohul Aggarwal	115.5	16-20	171.5	58.5	0.13	982.9
20.	121	Andrew Zhong	115.3	22-14	172.8	56.5	0.19	986.9
21.	122	Aditya Tadimetri	114.5	16-20	170.5	57.5	-0.01	982.0
22.	50	Nicole Stachowiak	114.0	22-14	171.0	57.0	0.26	1009.3
23.	78	Dallin Larsen	114.0	19-17	170.0	58.0	0.10	999.3
24.	61	Dylan Boyter	113.5	21-15	168.0	56.5	-0.03	1011.1
25.	62	Olivia Kaneko	113.5	19-17	166.5	56.5	0.00	986.5
26.	119	Adarsh Hiremath	112.5	21-15	165.1	56.5	0.19	998.6
27.	62	Purvaja Balaji	112.0	22-14	166.0	56.0	0.08	1001.3
28.	61	Rawson Duplantis	112.0	19-17	168.0	56.5	0.04	1001.0
29.	53	Andrew Qin	112.0	15-21	167.0	56.0	-0.14	992.8
30.	1	Jacob Simmons	111.6	25.2-10.8	168.6	55.1	0.17	831.5
31.	39	Justin Lee	111.5	23-13	168.0	55.0	0.03	1028.4
32.	68	Abby Beus	110.0	21-15	161.5	55.0	0.35	991.7
33.	2	Josh Landweber	110.0	17-19	164.8	54.5	-0.05	980.7
3 - 3								
34.	64	Andrea Chow	114.8	19-17	170.8	57.0	0.26	994.5
35.	116	Eura Choi	114.5	17-19	172.5	57.5	0.33	994.5
36.	52	Audrey Luu	114.5	16-20	172.5	57.5	0.22	987.7
37.	92	Asher Hensley	114.0	22-14	171.0	57.0	0.05	1008.3
38.	54	Emily Erickson	114.0	16-20	171.0	57.0	0.09	1002.3
39.	78	Abigail Simmons	113.5	23-13	168.5	57.5	0.06	1008.6
40.	31	Shea Hartig	113.0	18-18	169.5	56.0	0.13	997.7

Lincoln-Douglas Debate

Preliminary Round Rankings

			<i>Adj Points</i>	<i>Opp W/L</i>	<i>Points</i>	<i>2x Hi/Lo Points</i>	<i>Judge Variance</i>	<i>Opp Points</i>
3 - 3								
41.	136	Varun Ayyappan	112.5	20-16	169.0	56.5	-0.00	1000.8
42.	122	Akhilesh Chegu	112.5	20-16	166.5	56.5	0.13	987.8
43.	71	Ibrahim Dagher	112.5	17-19	168.5	56.5	-0.02	992.0
44.	136	Rohan Ray	112.5	17-19	165.5	56.0	0.16	992.8
45.	53	Andrew Hsiung	112.5	14-22	166.5	56.0	0.02	991.5
46.	2	Jake Stohr	112.0	17-19	168.0	56.0	-0.08	992.0
47.	2	Peter Milius	112.0	16-20	168.0	56.0	0.08	1006.1
48.	127	Harish Koneru	112.0	16-20	164.0	57.0	0.06	983.2
49.	112	Arness Georgetown	111.5	22-14	166.5	56.0	-1.03	1021.0
50.	68	Eleanor Henderson	111.5	20-16	165.5	56.0	-0.20	1009.8
51.	11	Ian Mintz	111.5	13-23	167.0	56.0	0.05	988.5
52.	51	Dylan Council	111.0	25-11	166.0	56.0	0.04	1008.0
53.	62	Phillip Chien	111.0	20-16	165.8	56.0	-0.06	990.2
54.	62	Nikhil Navare	111.0	16-20	166.5	55.0	0.03	994.8
55.	39	Vandita Sethuraman	111.0	15-21	164.1	55.0	-0.13	986.9
56.	62	Anjee Feng	110.5	18-18	165.0	55.0	-0.01	999.0
57.	61	Megan Kwatra	110.0	19-17	164.0	55.0	-0.24	1017.5
58.	80	John Paul Butrus	109.1	18-18	165.1	54.0	-0.10	1017.5
59.	53	Alex Zhong	108.5	19-17	162.5	54.0	-0.19	1006.5
60.	70	Anthony Liang	107.5	17-19	163.5	53.0	0.40	1007.5
2 - 4								
61.	50	Aimee Stachowiak	113.0	21-15	171.0	56.0	0.01	1008.8
62.	9	Courtney Chan	113.0	18-18	169.5	56.0	0.02	978.7
63.	63	Laura Bae	113.0	15-21	169.0	56.5	0.11	1008.3
64.	2	Maria Leon-Acosta	113.0	15-21	167.0	57.0	0.08	999.0
65.	108	Alex Pantazopol	112.9	16-20	167.9	56.0	-0.01	980.5
66.	112	Osose Ewaleifoh	112.5	17-19	167.5	56.5	0.12	971.9
67.	53	Cindy Li	112.3	13-23	168.3	56.0	0.03	1000.5
68.	9	Katharine Lam	111.5	21-15	161.5	56.0	-0.02	1018.7
69.	37	Tom Cooper	111.0	17-19	165.5	55.0	-0.17	1007.5
70.	13	Sahiti Annadata	110.5	17-19	163.0	55.0	-0.26	991.7
71.	60	Ashley Kim	110.0	19-17	165.0	55.0	-0.15	1005.5
72.	10	Nikita Tanguturi	110.0	13-23	164.5	55.0	-0.19	971.1
73.	68	Sruthi Garimella	109.0	22-14	162.5	55.0	-0.31	1022.5
74.	61	Aniketh Bharadwaj	109.0	18-18	163.0	54.0	-0.12	993.9
75.	9	Joie Zhang	109.0	17-19	161.0	55.0	0.01	980.1
76.	99	Bethany Brynteson	108.0	16-20	162.5	54.5	-0.29	1001.8
77.	27	Sridhar Nandigam	106.0	16-20	157.0	54.0	-0.09	1010.5
78.	15	Woohyun Jo	105.0	15-21	158.0	52.5	-0.12	989.4
79.	133	Elisa Shao	102.0	16-20	152.0	51.0	-0.49	998.3
80.	78	Zach Bulloch	101.6	14.4-21.6	150.6	50.6	-0.49	804.0

Lincoln-Douglas Debate

Preliminary Round Rankings

			<i>Adj Points</i>	<i>Opp W/L</i>	<i>Points</i>	<i>2x Hi/Lo Points</i>	<i>Judge Variance</i>	<i>Opp Points</i>
1 - 5								
81.	15	Gunn Hyun	112.0	17-19	167.0	56.0	0.04	982.0
82.	133	Gideon Gomm	111.0	13-23	166.0	56.0	0.04	961.9
83.	78	Ashton Pelley	108.5	17-19	161.0	55.0	-0.45	992.8
84.	73	Emily Zhang	106.5	16-20	159.5	53.5	-0.22	981.0
85.	129	Coleman Rohde	106.5	16-20	159.5	53.0	-0.42	990.7
86.	81	Adam Horwitz	105.5	16-20	157.5	52.0	-0.83	987.6
87.	132	Grant Cooper	103.0	15-21	154.0	52.0	-0.47	987.3
88.	32	Zoe Hilton	101.4	15.6-20.4	152.4	50.4	-0.22	833.5
89.	95	Sarah Catherine Elliott	101.2	14.4-21.6	150.7	51.1	-0.45	824.5
90.	11	Alex Alaniz	96.4	16.8-19.2	146.4	47.4	-1.09	813.9
0 - 6								
91.	2	CJ Edlen	109.0	14-22	161.0	54.5	-0.34	998.3

Lincoln-Douglas Debate

Preliminary Round Results

Albion Middle School 1A Jacob Simmons	133B W Aff 29.0	BYE 28.1*	39A W Neg 27.5	61C W Neg 30.0	53D L Aff 27.0	25A L Neg 27.0	168.6 4 - 2
Alice Deal Middle School 2A Josh Landweber	78A W Neg 25.8	11A W Aff 27.0	121A L Aff 27.0	61B L Neg 29.0	127A W Neg 28.5	122E W Aff 27.5	164.8 4 - 2
Alice Deal Middle School 2B Jake Stohr	122B L Aff 28.0	39A L Neg 27.0	78A W Aff 29.0	71A L Neg 28.0	9C W Aff 28.0	61E W Neg 28.0	168.0 3 - 3
Alice Deal Middle School 2C Maria Leon-Acosta	50B L Aff 29.0	10A W Neg 29.0	68A L Neg 27.0	129A W Aff 30.0	70A L Neg 24.0	39B L Aff 28.0	167.0 2 - 4
Alice Deal Middle School 2D Peter Milius	122D L Neg 29.0	62C L Aff 27.0	136A L Aff 27.0	78A W Neg 28.0	53F W Aff 28.0	50B W Neg 29.0	168.0 3 - 3
Alice Deal Middle School 2E CJ Edlen	53E L Neg 27.0	39B L Aff 28.0	99A L Aff 27.0	53F L Neg 27.5	78A L Neg 27.5	63A L Aff 24.0	161.0 0 - 6
Autonomy Debate School 9A Katharine Lam	64A W Neg 22.0	25A L Aff 27.5	116A L Neg 28.0	108A W Aff 28.0	122F L Aff 28.0	136A L Neg 28.0	161.5 2 - 4
Autonomy Debate School 9B Courtney Chan	13A W Neg 29.5	131B L Aff 27.0	116C L Aff 29.0	70A L Neg 28.0	11A W Aff 28.0	53F L Neg 28.0	169.5 2 - 4
Autonomy Debate School 9C Joie Zhang	92A L Aff 30.0	68B L Neg 22.0	61F L Aff 27.0	78C W Neg 26.0	2B L Neg 28.0	78A W Aff 28.0	161.0 2 - 4
Bak Middle School of the Arts 10A Nikita Tanguturi	39B L Neg 28.0	2C L Aff 28.0	70A L Aff 27.0	32A W Neg 28.0	99A L Aff 26.5	95A W Neg 27.0	164.5 2 - 4
Baker Middle School 11A Alex Alaniz	68B L Aff 23.0	2A L Neg 23.0	112A L Aff 23.0	BYE 24.4*	9B L Neg 26.0	78C L Neg 27.0	146.4 1 - 5
Baker Middle School 11B Ian Mintz	62B L Neg 27.5	63A W Aff 28.0	68C L Neg 29.0	31A L Aff 28.0	81A W Aff 28.0	60A W Neg 26.5	167.0 3 - 3
Basis Independent Silicon Valley 13A Sahiti Annadata	9B L Aff 27.5	73A W Neg 28.0	119A L Neg 27.0	39C W Aff 28.0	53H L Neg 23.0	53G L Aff 29.5	163.0 2 - 4
Beechwood 15A Gunn Hyun	25A L Neg 29.0	52A W Aff 28.0	61E L Neg 28.0	80A L Aff 29.0	27A L Neg 27.0	133B L Aff 26.0	167.0 1 - 5
Beechwood 15B Woohyun Jo	61D L Neg 26.5	122F L Aff 29.0	78C W Aff 24.0	64A L Neg 26.0	112A L Neg 24.0	133A W Aff 28.5	158.0 2 - 4
Cape Fear Academy 25A Maya Arora	15A W Aff 29.5	9A W Neg 29.0	61C L Aff 29.5	52A W Neg 28.0	68B W Neg 28.5	1A W Aff 28.0	172.5 5 - 1
Carroll Middle Schools 27A Sridhar Nandigam	62A L Aff 22.0	131C L Neg 28.0	52A L Aff 24.0	133A W Neg 26.0	15A W Aff 28.0	116B L Neg 29.0	157.0 2 - 4
CNMI NJSDA 31A Shea Hartig	121A L Neg 27.5	37A L Aff 29.0	32A W Aff 28.0	11B W Neg 28.0	62B W Aff 29.0	53A L Neg 28.0	169.5 3 - 3
Computech Middle School 32A Zoe Hilton	61E L Aff 27.0	116C L Neg 24.0	31A L Neg 25.0	10A L Aff 28.0	133A L Aff 23.0	BYE 25.4*	152.4 1 - 5
Dr. Bessie Rhodes School of Global Studies 37A Tom Cooper	61C L Aff 27.0	31A W Neg 27.0	50B L Neg 29.5	53H L Aff 25.0	73A W Aff 28.0	52A L Neg 29.0	165.5 2 - 4

Lincoln-Douglas Debate

Preliminary Round Results

Dougherty Valley Bridge Academy 39A Justin Lee	53B W Neg 27.0	2B W Aff 27.5	1A L Aff 27.0	122D W Neg 29.0	53A L Aff 28.0	92A W Neg 29.5	168.0 4 - 2
Dougherty Valley Bridge Academy 39B Kavin Kumaravel	10A W Aff 29.0	2E W Neg 30.0	80B L Neg 28.0	122A L Aff 29.0	80A W Aff 30.0	2C W Neg 29.0	175.0 4 - 2
Dougherty Valley Bridge Academy 39C Vandita Sethuraman	99A W Neg 29.0	108A W Aff 29.0	53E L Aff 24.0	13A L Neg 27.0	60A W Aff 28.0	62C L Neg 27.0	164.1 3 - 3
Greenhill School 50A Nicole Stachowiak	116B L Neg 27.0	61A W Aff 30.0	62E W Neg 29.0	62A W Aff 29.0	112B W Neg 28.0	122B L Aff 28.0	171.0 4 - 2
Greenhill School 50B Aimee Stachowiak	2C W Neg 29.0	131A L Aff 28.0	37A W Aff 30.0	116C L Neg 28.0	61F L Neg 28.0	2D L Aff 28.0	171.0 2 - 4
Hereford HS 51A Dylan Council	116C W Aff 27.0	62D W Neg 28.0	118A L Neg 28.0	122B L Aff 28.0	68C W Neg 28.0	61F L Aff 27.0	166.0 3 - 3
Hua Xia Chinese School Katy 52A Audrey Luu	53A L Aff 29.0	15A L Neg 28.0	27A W Neg 29.0	25A L Aff 28.0	95A W Neg 28.5	37A W Aff 30.0	172.5 3 - 3
HuaXia Chinese School Houston-Houston 53A Caroline Huang	52A W Neg 29.5	68C W Aff 30.0	68B L Neg 28.5	61E W Aff 29.0	39A W Neg 30.0	31A W Aff 28.0	175.0 5 - 1
HuaXia Chinese School Houston-Houston 53B Benjamin Wright	39A L Aff 26.0	129A W Neg 30.0	64A W Aff 29.5	99A W Neg 30.0	80B L Neg 28.0	70A W Aff 28.0	171.5 4 - 2
HuaXia Chinese School Houston-Houston 53C Arnav Burudgunte	54A W Aff 29.0	112B W Neg 29.0	62A W Neg 29.0	131B L Aff 29.0	122B L Neg 29.0	61D W Aff 29.0	174.0 4 - 2
HuaXia Chinese School Houston-Houston 53D Michael Zhou	61F W Neg 28.5	122D W Aff 29.0	122B W Neg 29.5	80B W Aff 27.0	1A W Neg 27.0	118A W Aff 30.0	171.0 6 - 0
HuaXia Chinese School Houston-Houston 53E Alex Zhong	2E W Aff 27.0	136A W Neg 28.5	39C W Neg 25.0	118A L Aff 27.0	122C L Aff 29.0	122F L Neg 26.0	162.5 3 - 3
HuaXia Chinese School Houston-Houston 53F Cindy Li	127A L Neg 27.0	136B L Aff 27.3	63A L Neg 29.0	2E W Aff 28.0	2D L Neg 29.0	9B W Aff 28.0	168.3 2 - 4
HuaXia Chinese School Houston-Houston 53G Andrew Hsiung	133A W Neg 28.5	78B L Aff 28.0	112B L Aff 28.0	61F L Neg 25.0	129A W Aff 28.0	13A W Neg 29.0	166.5 3 - 3
HuaXia Chinese School Houston-Houston 53H Andrew Qin	81A W Aff 27.0	92A L Neg 29.0	78D L Aff 29.0	37A W Neg 28.0	13A W Aff 26.0	62E W Neg 28.0	167.0 4 - 2
Indian Hills Middle School 54A Emily Erickson	53C L Neg 28.0	80A W Aff 28.0	136B L Neg 28.0	63A W Aff 29.0	62E L Aff 29.0	129A W Neg 29.0	171.0 3 - 3
Kent Denver 60A Ashley Kim	70A W Neg 27.0	116B L Aff 28.0	71A W Aff 29.0	78D L Neg 28.0	39C L Neg 27.0	11B L Aff 26.0	165.0 2 - 4
Knox Jr. High 61A Ansh Mittra	71A W Aff 28.5	50A L Neg 29.0	62B W Neg 29.0	136B W Aff 28.0	62C W Aff 28.0	119A W Neg 25.0	167.5 5 - 1
Knox Jr. High 61B Arman Sharma	112A W Neg 29.0	70A W Aff 27.0	78B W Neg 29.0	2A W Aff 30.0	131C W Neg 26.0	116C L Aff 29.0	170.0 5 - 1
Knox Jr. High 61C Dylan Boyter	37A W Neg 28.0	62B W Aff 25.0	25A W Neg 28.5	1A L Aff 28.0	122A L Neg 29.5	68A W Aff 29.0	168.0 4 - 2

Lincoln-Douglas Debate

Preliminary Round Results

Knox Jr. High 61D Megan Kwatra	15B W Aff 27.0	78D L Neg 26.0	122C L Aff 28.0	112A W Neg 28.0	116B W Aff 27.0	53C L Neg 28.0	164.0 3 - 3
Knox Jr. High 61E Aniketh Bharadwaj	32A W Neg 28.0	80B L Aff 26.0	15A W Aff 28.0	53A L Neg 27.0	122E L Neg 27.0	2B L Aff 27.0	163.0 2 - 4
Knox Jr. High 61F Rawson Duplantis	53D L Aff 28.5	68A L Neg 27.0	9C W Neg 28.0	53G W Aff 26.0	50B W Aff 28.5	51A W Neg 30.0	168.0 4 - 2
Kudos Coll of Youth Leadership 62A Nikhil Navare	27A W Neg 26.0	99A W Aff 29.0	53C L Aff 28.0	50A L Neg 27.0	64A L Aff 29.5	73A W Neg 27.0	166.5 3 - 3
Kudos Coll of Youth Leadership 62B Anjee Feng	11B W Aff 28.0	61C L Neg 25.0	61A L Aff 28.5	73A W Neg 29.5	31A L Neg 27.0	112A W Aff 27.0	165.0 3 - 3
Kudos Coll of Youth Leadership 62C Purvaja Balaji	136A W Aff 25.0	2D W Neg 29.0	131A L Neg 28.0	122E W Aff 29.0	61A L Neg 27.0	39C W Aff 28.0	166.0 4 - 2
Kudos Coll of Youth Leadership 62D Olivia Kaneko	131B W Neg 28.0	51A L Aff 29.0	122E L Neg 28.0	133B W Aff 24.0	71A W Neg 28.5	112B W Aff 29.0	166.5 4 - 2
Kudos Coll of Youth Leadership 62E Phillip Chien	78C W Aff 25.8	119A L Neg 28.0	50A L Aff 28.0	136A W Neg 28.0	54A W Neg 29.0	53H L Aff 27.0	165.8 3 - 3
Kugnus ACTS 63A Laura Bae	122C L Aff 27.5	11B L Neg 27.0	53F W Aff 28.0	54A L Neg 29.0	136A L Aff 28.5	2E W Neg 29.0	169.0 2 - 4
La Reina HS 64A Andrea Chow	9A L Aff 26.0	122C W Neg 30.0	53B L Neg 29.0	15B W Aff 28.0	62A W Neg 30.0	68B L Aff 27.8	170.8 3 - 3
Los Alamos Middle School 68A Eleanor Henderson	80A L Neg 25.0	61F W Aff 28.0	2C W Aff 28.0	121A L Neg 29.0	136B W Aff 27.0	61C L Neg 28.5	165.5 3 - 3
Los Alamos Middle School 68B Abby Beus	11A W Neg 28.0	9C W Aff 23.0	53A W Aff 28.5	131C L Neg 27.0	25A L Aff 27.0	64A W Neg 28.0	161.5 4 - 2
Los Alamos Middle School 68C Sruthi Garimella	78D W Aff 28.0	53A L Neg 28.0	11B W Aff 29.5	122C L Neg 24.0	51A L Aff 27.0	136B L Neg 26.0	162.5 2 - 4
Magnet Academy 70A Anthony Liang	60A L Aff 26.0	61B L Neg 26.0	10A W Neg 30.0	9B W Aff 28.5	2C W Aff 26.0	53B L Neg 27.0	163.5 3 - 3
Marvin Dutcher middle school 71A Ibrahim Dagher	61A L Neg 28.0	112A W Aff 29.0	60A L Neg 28.0	2B W Aff 28.5	62D L Aff 28.0	81A W Neg 27.0	168.5 3 - 3
midvale middle school 73A Emily Zhang	132A W Neg 29.0	13A L Aff 28.0	131B L Neg 24.0	62B L Aff 27.5	37A L Neg 25.0	62A L Aff 26.0	159.5 1 - 5
Mount Jordan Middle School 78A Ashton Pelley	2A L Aff 25.5	118A L Neg 28.0	2B L Neg 28.5	2D L Aff 24.0	2E W Aff 28.0	9C L Neg 27.0	161.0 1 - 5
Mount Jordan Middle School 78B Abigail Simmons	116A W Aff 28.5	53G W Neg 29.0	61B L Aff 27.0	122F W Neg 29.0	119A L Aff 26.0	80A L Neg 29.0	168.5 3 - 3
Mount Jordan Middle School 78C Zach Bulloch	62E L Neg 25.5	121A L Aff 28.0	15B L Neg 23.0	9C L Aff 21.0	BYE 25.1*	11A W Aff 28.0	150.6 2 - 4
Mount Jordan Middle School 78D Dallin Larsen	68C L Neg 27.0	61D W Aff 29.0	53H W Neg 29.0	60A W Aff 29.0	92A W Aff 29.0	131A L Neg 27.0	170.0 4 - 2

Lincoln-Douglas Debate

Preliminary Round Results

Mountain Brook HS 80A John Paul Butrus	68A W Aff 27.0	54A L Neg 27.0	122F L Aff 27.0	15A W Neg 29.0	39B L Neg 27.0	78B W Aff 28.0	165.1 3 - 3
Mountain Brook HS 80B Pavel Shirley	BYE 27.5*	61E W Neg 26.0	39B W Aff 28.0	53D L Neg 25.0	53B W Aff 29.0	122C W Neg 29.5	165.0 5 - 1
New West Charter School 81A Adam Horwitz	53H L Neg 26.0	122E L Aff 28.0	108A L Neg 26.0	95A W Aff 27.5	11B L Neg 26.0	71A L Aff 24.0	157.5 1 - 5
Pioneer Middle 92A Asher Hensley	9C W Neg 28.0	53H W Aff 28.0	116B W Neg 29.0	131A L Aff 27.0	78D L Neg 30.0	39A L Aff 29.0	171.0 3 - 3
Prattville Christian Academy 95A Sarah Catherine Elliott	129A L Aff 23.0	122B L Neg 22.0	BYE 25.1*	81A L Neg 27.0	52A L Aff 27.5	10A L Aff 26.0	150.7 1 - 5
Robbinsdale Middle School 99A Bethany Brynteson	39C L Aff 27.0	62A L Neg 27.0	2E W Neg 27.5	53B L Aff 27.0	10A W Neg 27.0	122D L Aff 27.0	162.5 2 - 4
Sidney Lanier Middle School 108A Alex Pantazopol	122A L Aff 26.0	39C L Neg 29.0	81A W Aff 29.0	9A L Neg 27.9	133B W Neg 27.0	116A L Aff 29.0	167.9 2 - 4
St. Andrews Episcopal School 112A Osose Ewaleifoh	61B L Aff 29.0	71A L Neg 29.0	11A W Neg 27.0	61D L Aff 27.5	15B W Aff 26.0	62B L Neg 29.0	167.5 2 - 4
St. Andrews Episcopal School 112B Arness Georgetown	122F W Neg 27.0	53C L Aff 28.0	53G W Neg 28.0	116B W Aff 28.5	50A L Aff 26.0	62D L Neg 29.0	166.5 3 - 3
Stratford Middle School 116A Mohul Aggarwal	78B L Neg 29.5	127A W Aff 30.0	9A W Aff 29.0	132A W Neg 27.0	131B L Aff 26.0	108A W Neg 30.0	171.5 4 - 2
Stratford Middle School 116B Eura Choi	50A W Aff 28.0	60A W Neg 29.0	92A L Aff 28.0	112B L Neg 29.0	61D L Neg 28.5	27A W Aff 30.0	172.5 3 - 3
Stratford Middle School 116C Amy Zhou	51A L Neg 27.0	32A W Aff 28.0	9B W Neg 29.0	50B W Aff 28.5	121A W Aff 29.0	61B W Neg 29.0	170.5 5 - 1
TCA 118A Grace Huang	122E W Neg 29.0	78A W Aff 29.0	51A W Aff 29.0	53E W Neg 27.5	131A W Aff 26.5	53D L Neg 29.0	170.0 5 - 1
TCA Academy 119A Adarsh Hiremath	131A L Neg 28.0	62E W Aff 28.0	13A W Aff 28.5	127A W Neg 28.0	78B W Neg 28.6	61A L Aff 24.0	165.1 4 - 2
The Golden State Academy 121A Andrew Zhong	31A W Aff 28.8	78C W Neg 30.0	2A W Neg 28.0	68A W Aff 30.0	116C L Neg 28.5	131C L Aff 27.5	172.8 4 - 2
The Harker School 122A Annie Ma	108A W Neg 27.0	133A W Aff 30.0	131C L Aff 28.0	39B W Neg 30.0	61C W Aff 30.0	131B L Neg 29.0	174.0 4 - 2
The Harker School 122B Sachin Shah	2B W Neg 28.0	95A W Aff 28.0	53D L Aff 29.0	51A W Neg 28.0	53C W Aff 29.0	50A W Neg 28.5	170.5 5 - 1
The Harker School 122C Akshay Manglik	63A W Neg 28.0	64A L Aff 30.0	61D W Neg 29.0	68C W Aff 30.0	53E W Neg 29.0	80B L Aff 29.5	175.5 4 - 2
The Harker School 122D Aditi Vinod	2D W Aff 29.0	53D L Neg 30.0	133B W Neg 30.0	39A L Aff 29.0	132A W Aff 29.0	99A W Neg 27.3	174.3 4 - 2
The Harker School 122E Akhilesh Chegu	118A L Aff 25.0	81A W Neg 29.0	62D W Aff 28.5	62C L Neg 29.0	61E W Aff 27.0	2A L Neg 28.0	166.5 3 - 3

Lincoln-Douglas Debate

Preliminary Round Results

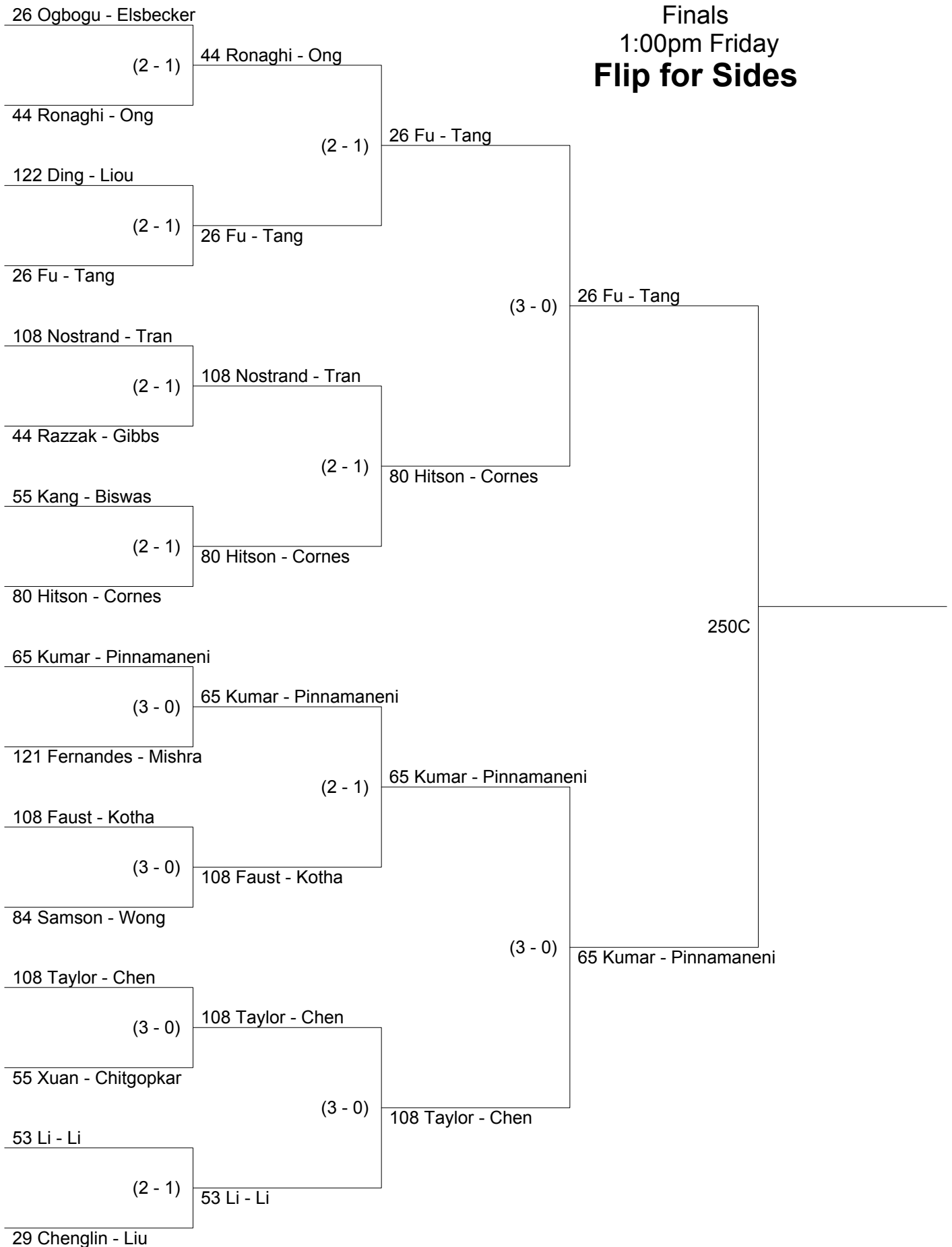
The Harker School 122F Aditya Tadimeti	112B L Aff 28.0	15B W Neg 29.0	80A W Neg 27.0	78B L Aff 28.5	9A W Neg 29.0	53E W Aff 29.0	170.5 4 - 2
TYL Academy 127A Harish Koneru	53F W Aff 29.0	116A L Neg 29.0	129A W Neg 29.0	119A L Aff 26.0	2A L Aff 28.0	132A W Neg 23.0	164.0 3 - 3
Union Middle School 129A Coleman Rohde	95A W Neg 25.0	53B L Aff 27.0	127A L Aff 28.0	2C L Neg 26.0	53G L Neg 26.0	54A L Aff 27.5	159.5 1 - 5
Valley HS 131A Animesh Joshi	119A W Aff 28.5	50B W Neg 30.0	62C W Aff 28.5	92A W Neg 27.0	118A L Neg 26.8	78D W Aff 29.0	169.8 5 - 1
Valley HS 131B Lauren Gilbert	62D L Aff 27.0	9B W Neg 28.0	73A W Aff 25.0	53C W Neg 29.5	116A W Neg 28.0	122A W Aff 29.5	167.0 5 - 1
Valley HS 131C Isabella Nadel	136B W Neg 27.0	27A W Aff 29.0	122A W Neg 28.0	68B W Aff 29.0	61B L Aff 24.0	121A W Neg 29.0	166.0 5 - 1
WEST GLADES MIDDLE SCHOOL 132A Grant Cooper	73A L Aff 27.0	133B L Neg 24.0	133A W Neg 24.0	116A L Aff 26.0	122D L Neg 27.0	127A L Aff 26.0	154.0 1 - 5
West HS 133A Gideon Gomm	53G L Aff 28.0	122A L Neg 29.0	132A L Aff 28.0	27A L Aff 27.0	32A W Neg 26.0	15B L Neg 28.0	166.0 1 - 5
West HS 133B Elisa Shao	1A L Neg 24.0	132A W Aff 27.0	122D L Aff 27.0	62D L Neg 23.0	108A L Aff 27.0	15A W Neg 24.0	152.0 2 - 4
Young Genius Academy 136A Rohan Ray	62C L Neg 23.0	53E L Aff 29.0	2D W Neg 27.5	62E L Aff 27.0	63A W Neg 29.0	9A W Aff 30.0	165.5 3 - 3
Young Genius Academy 136B Varun Ayyappan	131C L Aff 28.0	53F W Neg 27.5	54A W Aff 28.5	61A L Neg 28.0	68A L Neg 29.0	68C W Aff 28.0	169.0 3 - 3

Public Forum Debate

Finals

1:00pm Friday

Flip for Sides



Public Forum Debate

Double Octos
2:00pm Thursday

Flip for Sides

<u>Room</u>				<u>Judges</u>	
Room 1914	39	Kuang - Mundres Win 0.0 0.0 Loss 0.0 0.0 Loss 0.0 0.0	26	Ogbogu - Elsbecker Loss 0.0 0.0 Win 0.0 0.0 Win 0.0 0.0	Ravindra Mettupalli (*127) Brian Biswell (*30) mike girouard (*6)
Room 1913	84	Boisvert - Pinkiert Win 0.0 0.0 Loss 0.0 0.0 Loss 0.0 0.0	44	Ronaghi - Ong Loss 0.0 0.0 Win 0.0 0.0 Win 0.0 0.0	Gregory Switzer (*90) Sam Tekie (*108) Melissa Chau (*65)
Room 1911	122	Ding - Liou Win 0.0 0.0 Win 0.0 0.0 Win 0.0 0.0	121	Mandayam - Saxena Loss 0.0 0.0 Loss 0.0 0.0 Loss 0.0 0.0	Maria-Theresa Dragg (*85) Mariel Cruz michael lacy (*55)
Room 1943	44	Savdharia - Savdharia Loss 0.0 0.0 Win 0.0 0.0 Loss 0.0 0.0	26	Fu - Tang Win 0.0 0.0 Loss 0.0 0.0 Win 0.0 0.0	Aditi Gaur (*39) Lennar Madlansacay Lorelei Lockner (*60)
Room 1940	108	Nostrand - Tran Win 0.0 0.0 Win 0.0 0.0 Win 0.0 0.0	53	An - Xie Loss 0.0 0.0 Loss 0.0 0.0 Loss 0.0 0.0	Tawab Fakhri (*13) Jacob Bedia Christina Jen (*132)
Room 1804	53	Ren - Zhou Loss 0.0 0.0 Loss 0.0 0.0 Loss 0.0 0.0	44	Razzak - Gibbs Win 0.0 0.0 Win 0.0 0.0 Win 0.0 0.0	David Kleinman (*106) Jesus Cardenas (*121) Patrick Smith (*59,55,56...)
Room 1311	55	Kang - Biswas Win 0.0 0.0 Loss 0.0 0.0 Win 0.0 0.0	55	Shon - Bodea Loss 0.0 0.0 Win 0.0 0.0 Loss 0.0 0.0	Joshua Wurzman (*117) Tracy Palmer (*44) Anjali Mishra (*39)
Room 1111	53	Yu - Ren Loss 0.0 0.0 Loss 0.0 0.0 Loss 0.0 0.0	80	Hitson - Cornes Win 0.0 0.0 Win 0.0 0.0 Win 0.0 0.0	Julie Gewirtz (*3) Anirudh Makineni (*39) Jonathan Singleton (*83)
Room 1114	62	Zhao - Liu Loss 0.0 0.0 Loss 0.0 0.0 Loss 0.0 0.0	65	Kumar - Pinnamaneni Win 0.0 0.0 Win 0.0 0.0 Win 0.0 0.0	Manuel Smith Cheonui Park (*55,56,59...) Lori Vogelgesang (*81)
Room 1115	121	Fernandes - Mishra Loss 0.0 0.0 Win 0.0 0.0 Win 0.0 0.0	85	Bala - Misiaszek Win 0.0 0.0 Loss 0.0 0.0 Loss 0.0 0.0	Sunguk Keem (*63) Christian Vasquez (*122) Anna Greenberg (*62)
Room 1118	108	Faust - Kotha Win 0.0 0.0 Win 0.0 0.0 Win 0.0 0.0	108	Ramabhadran - Busaidy Loss 0.0 0.0 Loss 0.0 0.0 Loss 0.0 0.0	Jesus Cardenas (*121) Katie Goodarzi (*32) Maria-Theresa Dragg (*85)

Public Forum Debate

Double Octos
2:00pm Thursday

Flip for Sides

<u>Room</u>				<u>Judges</u>	
Room 1134	83	Kyle - Choi	84	Samson - Wong	
		Loss 0.0 0.0		Win 0.0 0.0	Shane Palmer (*44)
		Loss 0.0 0.0		Win 0.0 0.0	Erin AlFord (*106)
		Win 0.0 0.0		Loss 0.0 0.0	Kent Peterson (*66)
Room 1135	122	Yuan - Wang	108	Taylor - Chen	
		Loss 0.0 0.0		Win 0.0 0.0	Zachary Parsons (*9)
		Loss 0.0 0.0		Win 0.0 0.0	Nadine Kearns (*2)
		Loss 0.0 0.0		Win 0.0 0.0	Bridget Duplantis (*61)
Room 1136	109	Lim - Yoon	55	Xuan - Chitgopkar	
		Loss 0.0 0.0		Win 0.0 0.0	Matthew Lai (*53)
		Loss 0.0 0.0		Win 0.0 0.0	Rich Holmes (*68)
		Win 0.0 0.0		Loss 0.0 0.0	Sirisha Durbhakula (*94)
Room 1212	53	Li - Li	55	Moon - Valbuena	
		Win 0.0 0.0		Loss 0.0 0.0	Liam Kirchner
		Loss 0.0 0.0		Win 0.0 0.0	Ashley Olsen (*77)
		Win 0.0 0.0		Loss 0.0 0.0	Erin Severeid (*125)
Room 1213	39	Raganathan - Srinivas	29	Chenglin - Liu	
		Win 0.0 0.0		Loss 0.0 0.0	Amy Rhee (*56,55,59...)
		Loss 0.0 0.0		Win 0.0 0.0	Grace Robinson (*80)
		Loss 0.0 0.0		Win 0.0 0.0	Jennifer Maupin (*128)

Public Forum Debate

NSDA Middle School Nationals 2016

Speaker Points

			<i>Total Points</i>	<i>Adj Points</i>	<i>Total Ranks</i>	<i>Adj Ranks</i>	<i>2x Hi/Lo Points</i>
1.	39	Vivian Kuang	178.0	120.0	0	0	60.0
2.	55	Christopher Bodea	176.5	119.0	0	0	60.0
3.	55	Victor Valbuena	175.0	117.0	0	0	59.0
4.	108	Olivia Faust	175.0	117.0	0	0	59.0
5.	39	Sarim Mundres	175.0	117.0	0	0	58.0
6.	108	Ethan Van Nostrand	175.0	117.0	0	0	58.0
7.	108	Max Tran	175.0	117.0	0	0	58.0
8.	121	Nisha Fernandes	174.0	117.0	0	0	59.0
9.	29	He Chenglin	174.0	116.0	0	0	58.0
10.	122	Kenneth Liou	174.0	116.0	0	0	58.0
11.	85	Alex Misiaszek	173.5	116.5	0	0	58.5
12.	44	Sasha Ronaghi	173.5	116.5	0	0	58.0
13.	84	Sam Boisvert	173.0	116.0	0	0	57.5
14.	108	Omar Busaidy	173.0	115.5	0	0	58.0
15.	65	Anoosh Kumar	173.0	115.0	0	0	58.0
16.	122	Jeremy Ding	173.0	115.0	0	0	58.0
17.	55	Ryan Moon	173.0	115.0	0	0	57.0
18.	108	Sarika Kotha	173.0	115.0	0	0	57.0
19.	44	Numair Razzak	172.5	116.5	0	0	58.0
20.	26	Joshua Fu	172.5	114.5	0	0	57.5
21.	53	Harry Ren	172.5	114.5	0	0	57.5
22.	84	Max Pinkiert	172.5	114.5	0	0	57.5
23.	83	Daniel Kyle	172.0	117.0	0	0	59.0
24.	39	Sanjana Raganathan	172.0	116.0	0	0	58.0
25.	53	Michael Huang	172.0	116.0	0	0	58.0
26.	55	Siddhi Chitgopkar	172.0	116.0	0	0	58.0
27.	44	Hitakshi Savdharia	172.0	115.0	0	0	58.0
28.	55	Aanan Biswas	172.0	115.0	0	0	58.0
29.	55	Brian Shon	172.0	115.0	0	0	58.0
30.	60	William Halverson	172.0	115.0	0	0	58.0
31.	26	Kilin Tang	172.0	115.0	0	0	57.0
32.	53	Annie Ren	171.5	114.5	0	0	57.5
33.	44	Matthew Ong	171.5	114.5	0	0	57.0
34.	117	Christopher Paucar	171.0	115.0	0	0	58.0
35.	55	Henry Xuan	171.0	114.0	0	0	57.0
36.	53	Michelle M. Li	171.0	114.0	0	0	56.0
37.	29	Corwin Pomeroy Liu	171.0	113.0	0	0	56.5
38.	121	Rishabh Mandayam	171.0	113.0	0	0	56.0
39.	85	Vikram Bala	170.5	115.0	0	0	58.0
40.	26	Arnav Dham	170.5	114.5	0	0	57.5
41.	53	Jennie Yu	170.5	114.5	0	0	57.5
42.	80	Marielle Cornes	170.5	114.5	0	0	57.5
43.	26	Jeffrey Pan	170.5	113.5	0	0	57.0
44.	62	Helina Zhao	170.5	113.5	0	0	56.5
45.	63	Sujin Chung	170.5	113.5	0	0	56.5
46.	121	Rishabh Saxena	170.5	113.5	0	0	56.5
47.	122	Aimee Wang	170.5	113.5	0	0	56.5
48.	108	Jeffrey Chen	170.5	113.5	0	0	56.5
49.	44	Harishri Savdharia	170.0	114.0	0	0	58.0
50.	84	Luke Wong	170.0	114.0	0	0	58.0

Public Forum Debate

Preliminary Round Rankings

			<i>Adj Points</i>	<i>Opp W/L</i>	<i>Points</i>	<i>2x Hi/Lo Points</i>	<i>Judge Variance</i>	<i>Opp Points</i>
6 - 0								
1.	39	Kuang - Mundres	237.0	19-17	353.0	118.0	0.43	1980.0
2.	65	Kumar - Pinnamaneni	228.0	20-16	342.0	114.0	0.22	2005.0
3.	108	Taylor - Chen	226.5	24-12	340.5	113.5	0.31	2036.5
5 - 1								
4.	55	Shon - Bodea	234.0	23-13	348.5	118.0	0.50	1996.0
5.	108	Nostrand - Tran	234.0	20-16	350.0	117.0	0.43	2003.0
6.	55	Moon - Valbuena	232.0	20-16	348.0	116.0	0.42	1999.0
7.	108	Faust - Kotha	232.0	17-19	348.0	116.0	0.51	1958.0
8.	122	Ding - Liou	231.0	22-14	347.0	115.0	0.27	2010.5
9.	26	Fu - Tang	229.5	20-16	344.5	114.5	0.30	2000.5
10.	83	Kyle - Choi	229.5	20-16	339.5	116.5	0.20	1983.5
11.	29	Chenglin - Liu	229.0	24-12	345.0	114.5	0.30	1998.0
12.	44	Razzak - Gibbs	227.5	22-14	339.5	114.5	0.24	2009.5
13.	80	Hitson - Cornes	226.5	19-17	338.5	112.5	0.26	1982.5
14.	109	Lim - Yoon	223.5	24-12	333.5	113.0	0.07	2042.0
4 - 2								
15.	85	Bala - Misiaszek	232.0	25-11	344.0	116.0	0.39	1991.0
16.	44	Ronaghi - Ong	231.0	20-16	345.0	116.0	0.19	1994.5
17.	84	Boisvert - Pinkiert	229.5	24-12	345.5	115.0	0.30	2000.5
18.	121	Fernandes - Mishra	229.0	23-13	342.5	115.0	0.15	2004.0
19.	55	Xuan - Chitgopkar	229.0	20-16	343.0	115.0	0.27	1964.5
20.	53	Yu - Ren	228.5	17-19	343.0	114.5	0.40	1939.7
21.	53	Ren - Zhou	228.5	16-20	341.5	115.0	0.19	1950.5
22.	39	Raganathan - Srinivas	228.0	20-16	339.5	115.0	0.43	1993.0
23.	84	Samson - Wong	228.0	20-16	338.0	115.0	0.20	2010.0
24.	44	Savdharia - Savdharia	228.0	16-20	342.0	116.0	0.33	1973.0
25.	121	Mandayam - Saxena	227.5	24-12	341.5	113.5	0.27	2004.0
26.	108	Ramabhadran - Busaidy	227.5	21-15	340.5	114.5	0.06	2008.0
27.	53	Li - Li	227.0	25-11	341.0	113.0	0.17	2037.5
28.	53	An - Xie	226.0	20-16	338.0	112.0	0.31	2013.0
29.	55	Kang - Biswas	225.0	18-18	338.0	112.0	0.15	1988.5
30.	122	Yuan - Wang	225.0	17-19	336.0	112.0	0.23	1939.7
31.	62	Zhao - Liu	224.5	15-21	337.5	112.5	0.08	1971.0
32.	26	Ogbogu - Elsbecker	223.5	25-11	336.5	111.0	0.15	2027.0
33.	13	Chu - Upadhyayula	223.5	19-17	335.5	110.5	0.04	1992.5
34.	63	Lee - Pylypovych	222.5	20-16	330.0	111.0	0.00	1978.0
35.	122	Pan - Cheung	222.5	18-18	334.0	111.5	0.26	1987.5
36.	53	Jiang - Li	221.5	20-16	328.0	111.5	-0.04	2001.0
37.	66	Zhu - Liang	221.0	20-16	329.0	110.0	0.09	1972.7
38.	39	Kaparaboyna - Ahuja	221.0	18-18	329.0	111.0	0.07	2003.0
39.	108	Li - Tang	220.5	22-14	330.5	112.5	-0.05	2011.0
40.	59	Pinnamareddy - Sudhaer	220.0	19-17	332.0	109.0	0.21	1983.1

Public Forum Debate

Preliminary Round Rankings

			<i>Adj Points</i>	<i>Opp W/L</i>	<i>Points</i>	<i>2x Hi/Lo Points</i>	<i>Judge Variance</i>	<i>Opp Points</i>
4 - 2								
41.	61	Gerhard - He	219.0	18-18	330.0	110.0	-0.03	1979.5
42.	53	Tong - Lu	218.5	22-14	326.0	109.5	0.05	2014.5
43.	62	Mo - Xu	217.0	23-13	324.0	108.0	0.06	2021.5
44.	56	Kim - Mujawar	217.0	21-15	326.5	109.0	0.01	1997.5
3 - 3								
45.	53	Chang - Huang	230.5	20-16	341.5	115.0	0.20	1956.0
46.	26	Bakthisaran - Dham	228.5	14-22	339.5	114.5	0.33	1937.5
47.	60	Halverson - Landgraff	228.0	17-19	341.0	114.0	0.22	1977.1
48.	125	Khatri - Deshpande	228.0	17-19	338.0	116.0	0.13	1954.2
49.	94	Durbhakula - Guo	227.0	17-19	337.0	114.0	0.10	1969.5
50.	117	Crawford - Paucar	227.0	14-22	337.5	114.0	0.17	1931.5
51.	83	Crawford - Choi	226.0	15-21	335.0	115.0	0.26	1921.5
52.	106	Devera - Long	225.5	18-18	336.0	113.0	0.09	1969.0
53.	68	Joyce - Wermer	224.5	13-23	334.5	112.0	0.01	1953.5
54.	26	Ding - Pan	223.5	18-18	334.5	112.0	0.02	1997.0
55.	81	Babb - Davis	223.0	16-20	334.5	112.0	0.01	1958.0
56.	9	Zhang - Lo	222.6	16.8-19.2	333.6	111.1	-0.04	1652.0
57.	90	Baer - Lim	222.5	14-22	330.5	112.0	0.01	1960.5
58.	56	Du - Zeng	222.0	22-14	333.5	112.0	0.06	2003.0
59.	117	Auquilla - Grannis	222.0	20-16	333.0	110.0	0.07	2001.5
60.	127	Mettupalli - Mettupalli	222.0	20-16	330.0	111.0	-0.01	2001.5
61.	94	Jiang - Wen	222.0	18-18	327.5	111.0	-0.05	1967.1
62.	44	Ouyang - Tran	222.0	16-20	333.5	111.0	-0.00	1968.0
63.	80	Darden - Bebenek	221.5	19-17	326.5	110.5	-0.02	1971.5
64.	90	Baer - Szafranski	221.0	21-15	330.0	111.0	0.04	2005.0
65.	49	Gabrysch - Johnson	220.0	20-16	331.0	111.0	0.16	1986.5
66.	125	Zhu - Gulati	220.0	19-17	325.0	112.0	-0.01	1990.5
67.	62	Chen - Zhang	219.5	17-19	327.5	110.5	-0.10	1977.5
68.	27	Chennaiahgari - Sahihi	219.0	19-17	330.0	108.0	0.07	1973.5
69.	83	Agarwal - Chan	218.5	20-16	331.0	109.5	0.09	2002.6
70.	26	Qi - Yang	218.5	16-20	326.5	110.0	-0.09	1957.2
71.	44	Cresap - Ansari	218.0	23-13	328.0	109.0	-0.08	2020.2
72.	121	Maharana - Karwa	218.0	19-17	326.5	109.5	-0.07	1995.1
73.	39	John - Chakraborty	218.0	18-18	328.0	110.0	0.14	2002.5
74.	44	Idnani - Huang	218.0	18-18	324.5	110.0	-0.09	1994.0
75.	56	Mahatme - Sinclair	217.0	17-19	326.5	108.0	-0.04	1980.6
76.	62	Lee - Zhang	215.5	21-15	321.5	107.0	-0.04	1985.5
77.	9	Kam - You	215.0	18-18	323.0	108.0	-0.42	1982.5
78.	61	Choudhary - Choudhury	214.5	19-17	323.0	106.0	0.06	2001.0
79.	121	Koppurapu - Chowhan	213.0	19-17	323.0	105.0	-0.02	2001.5
80.	62	Choi - Xiao	212.0	16-20	317.0	107.0	-0.22	1994.1

Public Forum Debate

Preliminary Round Rankings

			<i>Adj Points</i>	<i>Opp W/L</i>	<i>Points</i>	<i>2x Hi/Lo Points</i>	<i>Judge Variance</i>	<i>Opp Points</i>
3 - 3								
81.	59	Kim - Lee	211.0	18-18	318.0	107.0	-0.23	2010.5
82.	55	Park - Kim	209.0	21-15	316.5	104.0	-0.31	2026.5
2 - 4								
83.	127	Sarnaik - Virmani	228.5	13-23	338.5	112.0	0.10	1916.7
84.	106	Kleinman - Manohar	225.5	17-19	336.5	114.5	0.00	1973.1
85.	63	Choi - Chung	224.0	17-19	337.5	112.0	0.02	1962.5
86.	85	Ward - Sanghera	223.5	13-23	336.5	111.5	-0.06	1944.2
87.	63	AChoi - SKim	223.0	19-17	329.5	112.0	0.04	1968.5
88.	112	Raju - Hill	220.5	19-17	330.5	110.0	-0.22	1994.5
89.	53	Chen - Wu	220.5	12-24	331.5	110.5	-0.02	1939.0
90.	3	Gewirtz - Lugo	220.0	19-17	331.5	110.0	-0.02	1986.5
91.	127	Ajay - Tadepalli	220.0	17-19	329.0	112.0	-0.01	1970.2
92.	122	Arramreddy - Arramreddy	220.0	15-21	329.5	110.0	-0.18	1967.0
93.	2	Alswang - Cullison	219.5	16-20	328.5	108.5	-0.14	1961.5
94.	63	Yoo - Lee	218.5	19-17	326.5	109.5	-0.06	2002.5
95.	9	Chien - Chang	218.5	13-23	326.5	111.0	0.09	1931.7
96.	80	Nunnolley - Simonton	218.0	20-16	324.0	109.0	0.04	1990.0
97.	26	Hoffman - Pan	218.0	16-20	319.0	111.0	-0.34	1972.0
98.	122	Mukhija - Reddy	217.5	18-18	328.0	108.5	0.04	1966.5
99.	56	Kim - Li	217.0	19-17	323.0	108.0	-0.22	1983.5
100.	2	Gersch - Kearns	217.0	15-21	324.5	109.0	-0.16	1947.0
101.	56	Choi - An	216.5	18-18	322.5	107.5	-0.30	1980.0
102.	106	Gilchrest - Holder	215.0	21-15	319.0	108.0	-0.31	2010.0
103.	62	Pang - Fraser	215.0	15-21	324.0	107.0	-0.15	1980.0
104.	127	Bellamkonda - Lagiseti	214.5	16-20	322.5	107.5	-0.17	1997.0
105.	27	Kasarla - Kurapati	214.0	12-24	320.0	108.0	-0.35	1939.6
106.	32	Doris - Trexler	213.0	16-20	316.0	106.0	-0.24	1969.0
107.	45	Romo - Lupica	212.5	15-21	317.5	107.0	-0.48	1959.0
108.	106	Formoso - Pena	212.0	18-18	319.0	106.0	-0.30	2009.5
109.	2	Wix - Beckerman	212.0	17-19	319.0	106.0	-0.35	1970.0
110.	6	Lin - Chi	211.5	17-19	316.5	105.0	-0.45	2016.5
111.	2	Clay - May	206.2	20.4-15.6	310.2	102.0	-0.33	1672.5
1 - 5								
112.	90	Meuller - Lai	221.0	15-21	328.0	112.0	0.00	1979.0
113.	2	Selden - Burke	218.0	15.6-20.4	312.0	109.0	-0.41	1658.5
114.	30	Dawson - Jordan	218.0	9-27	325.5	110.0	-0.34	1922.0
115.	9	Wang - Chen	215.0	13-23	321.0	108.0	-0.32	1959.5
116.	63	IChoi - LKim	213.0	17-19	321.0	104.0	-0.38	1993.0
117.	44	Pham-Chang - Chawla	212.0	17-19	318.0	106.0	-0.40	1957.0
118.	77	Hague - Lachkar	212.0	15-21	314.5	105.0	-0.38	1997.5
119.	93	LeDuc - Fauer	210.0	15-21	316.0	105.0	-0.41	1982.0
120.	30	Olbert - Wall	208.1	15.6-20.4	309.6	105.1	-0.37	1616.0

Public Forum Debate

Preliminary Round Rankings

			<i>Adj Points</i>	<i>Opp W/L</i>	<i>Points</i>	<i>2x Hi/Lo Points</i>	<i>Judge Variance</i>	<i>Opp Points</i>
1 - 5								
121.	6	Chao - Tseng	208.0	17-19	310.0	104.0	-0.67	1992.1
122.	94	Zhang - Dong	206.2	14.4-21.6	313.2	103.2	-0.60	1658.5
123.	93	Towey - Menegatos	206.0	15-21	306.0	105.0	-0.45	1972.0
124.	132	BAIG - WILLIAMS	205.0	15.6-20.4	312.0	103.0	-0.42	1643.5
0 - 6								
125.	132	ONN - CRUGER	211.0	15-21	315.0	105.0	-0.48	1989.5

Public Forum Debate

Preliminary Round Results

Skyler Clay 2A Alice Deal Middle School	66A 26.0 L 25.0 Pro 0	26. BYE 25.6* 0*	122E 26.0 L 25.0 Con 0	9D 26.0 W 27.0 Con 0	53D 26.5 L 26.0 Con 0	125A 26.0 L 25.0 Con 0	156.6 310.2	2 - 4
Tristan May							153.6	
Max Gersch 2B Alice Deal Middle School	49A 26.0 L 25.0 Pro 0	125B 27.0 L 29.0 Con 0	53C 28.0 W 28.5 Pro 0	62F 27.0 L 27.0 Con 0	93A 28.0 W 27.0 Pro 0	26E 25.0 L 27.0 Pro 0	161.0 324.5	2 - 4
Julien Kearns							163.5	
Maxwell Wix 2C Alice Deal Middle School	84A 26.0 L 27.0 Pro 0	45A 28.0 W 29.0 Con 0	9C 28.0 W 27.0 Con 0	44F 25.0 L 25.0 Con 0	63A 27.0 L 26.0 Pro 0	90B 26.0 L 25.0 Con 0	160.0 319.0	2 - 4
Willa Beckerman							159.0	
Ellie Selden 2D Alice Deal Middle School	68A 28.0 L 8.0 Con 1	63E 28.5 L 29.5 Pro 0	BYE 27.5 24.5* 0*	26F 27.0 L 28.0 Pro 0	83A 27.0 L 27.0 Pro 0	27B 27.0 L 30.0 Con 0	165.0 312.0	1 - 5
Emily Burke							147.0	
Sam Alswang 2E Alice Deal Middle School	62F 27.0 W 26.0 Con 0	106A 26.0 L 24.0 Con 0	44B 29.0 L 29.0 Con 0	122A 26.0 L 27.0 Con 0	106B 28.0 L 27.5 Con 0	6A 30.0 W 29.0 Con 0	166.0 328.5	2 - 4
Bennett Cullison							162.5	
Leia Gewirtz 3A American Heritage Plantation	83B 28.0 L 28.0 Pro 0	44C 28.0 L 26.0 Con 0	112A 26.0 W 28.0 Con 0	44D 26.0 L 27.5 Con 0	44G 29.0 W 27.0 Con 0	68A 29.0 L 29.0 Con 0	166.0 331.5	2 - 4
Annabella Lugo							165.5	
Calvin Chao 6A Asian Debate League	39C 25.0 L 26.0 Con 0	55D 26.0 L 27.0 Con 0	106B 25.0 L 27.0 Con 0	30B 24.0 W 24.0 Pro 0	9D 26.0 L 28.0 Pro 0	2E 26.0 L 26.0 Pro 0	152.0 310.0	1 - 5
Yvette Tseng							158.0	
Cynthia Lin 6B Asian Debate League	83A 25.0 L 24.0 Pro 0	85B 28.0 W 28.0 Pro 0	53D 27.5 L 27.0 Pro 0	26C 26.0 L 26.0 Pro 0	122D 26.0 W 27.0 Pro 0	26F 26.0 L 26.0 Pro 0	158.5 316.5	2 - 4
Eudora Chi							158.0	
Brandon Kam 9A Autonomy Debate School	61A 27.0 W 28.0 Pro 0	53D 27.0 L 26.0 Pro 0	94B 28.0 L 27.0 Pro 0	106B 29.0 W 29.0 Pro 0	80A 26.0 L 26.0 Con 0	26D 25.0 W 25.0 Pro 0	162.0 323.0	3 - 3
Edmund You							161.0	
Alice Zhang 9B Autonomy Debate School	BYE 28.0 27.4* 0*	60A 30.0 L 28.0 Pro 0	62F 28.5 W 27.0 Pro 0	83C 26.5 L 27.0 Con 0	121D 27.0 L 26.0 Con 0	106B 29.0 W 29.0 Con 0	169.2 333.6	3 - 3
Evelyn Lo							164.4	
Alison Wang 9C Autonomy Debate School	45A 27.0 L 26.0 Pro 0	53C 29.0 W 28.0 Pro 0	2C 27.0 L 23.0 Pro 0	127B 24.0 L 25.0 Pro 0	60A 29.0 L 26.0 Pro 0	122D 29.0 L 28.0 Pro 0	165.0 321.0	1 - 5
Winston Chen							156.0	
Stephen Chien 9D Autonomy Debate School	93B 28.0 L 28.0 Con 0	68A 28.0 W 28.5 Con 0	127C 28.0 L 27.0 Pro 0	2A 25.0 L 25.0 Pro 0	6A 29.0 W 29.0 Con 0	44A 25.0 L 26.0 Pro 0	163.0 326.5	2 - 4
Meagan Chang							163.5	
Albert Chu 13A Basis Independent Silicon Valley	106D 27.0 W 28.0 Pro 0	53A 28.0 L 27.5 Pro 0	83A 29.0 W 30.0 Pro 0	80B 26.0 L 27.0 Pro 0	62B 28.0 W 30.0 Pro 0	83C 28.0 W 27.0 Pro 0	166.0 335.5	4 - 2
Shrayes Upadhyayula							169.5	
Oge Ogbogu 26A Capitol Debate	44C 26.0 W 27.0 Con 0	127B 29.0 W 30.0 Pro 0	62E 28.0 W 27.0 Pro 0	108B 30.0 W 30.0 Pro 0	55A 26.5 L 27.0 Pro 0	122B 28.0 L 28.0 Con 0	167.5 336.5	4 - 2
Emma Elsbecker							169.0	
Joshua Fu 26B Capitol Debate	53C 28.0 W 27.0 Con 0	27A 30.0 W 30.0 Con 0	108A 28.0 L 28.0 Pro 0	63E 29.0 W 30.0 Con 0	44E 28.5 W 28.0 Con 0	53B 29.0 W 29.0 Con 0	172.5 344.5	5 - 1
Kilin Tang							172.0	
Kenneth Ding 26C Capitol Debate	62C 28.0 W 30.0 Con 0	84B 26.0 L 27.5 Pro 0	94A 26.0 L 27.0 Con 0	6B 27.0 W 29.0 Con 0	49A 28.0 L 28.0 Con 0	63E 29.0 W 29.0 Con 0	164.0 334.5	3 - 3
Jeffrey Pan							170.5	
Lucas Hoffman 26D Capitol Debate	30A 28.0 W 28.0 Pro 0	63B 27.0 L 28.0 Pro 0	117B 29.0 W 28.0 Pro 0	39D 26.0 L 25.0 Pro 0	90A 28.0 L 28.0 Con 0	9A 21.0 L 23.0 Con 0	159.0 319.0	2 - 4
Sophia Pan							160.0	
Alan Qi 26E Capitol Debate	56E 29.0 L 28.0 Pro 0	65A 26.0 L 30.0 Pro 0	94C 27.5 W 26.5 Con 0	121B 25.0 L 26.0 Pro 0	63D 28.0 W 28.0 Con 0	2B 26.0 W 26.5 Con 0	161.5 326.5	3 - 3
Julia Yang							165.0	
Rochan Bakthisaran 26F Capitol Debate	90C 29.0 W 28.0 Pro 0	61A 29.0 L 28.5 Pro 0	44E 27.0 L 29.0 Con 0	2D 29.0 W 30.0 Con 0	61B 26.0 L 26.0 Pro 0	6B 29.0 W 29.0 Con 0	169.0 339.5	3 - 3
Arnav Dham							170.5	
Saaketh Chennaihgari 27A Carroll Middle Schools	53G 27.0 L 27.0 Pro 0	26B 29.0 L 30.0 Pro 0	132B 28.0 W 25.0 Pro 0	39A 26.0 W 28.0 Pro 0	127C 29.0 W 29.0 Pro 0	59B 26.0 L 26.0 Pro 0	165.0 330.0	3 - 3
Ryan Sahihi							165.0	

Public Forum Debate

Preliminary Round Results

Arnav Kasarla 27B Carroll Middle Schools	94A 27.0 L 28.0 Pro 0	85A 26.0 L 27.0 Con 0	44G 28.0 L 27.0 Con 0	106D 26.0 L 25.0 Pro 0	30B 24.0 W 26.0 Pro 0	2D 26.0 W 30.0 Pro 0	157.0 320.0	2 - 4
Aakash Kurapati							163.0	
He Chenglin 29A China Aggregate School	127A 29.0 W 28.0 Con 0	32A 29.0 W 28.5 Con 0	56C 28.0 W 28.5 Con 0	109A 30.0 W 28.0 Pro 0	108D 30.0 W 30.0 Pro 0	65A 28.0 L 28.0 Con 0	174.0 345.0	5 - 1
Corwin Pomeroy Liu							171.0	
Zeke Dawson 30A Classen SAS	26D 27.0 L 28.0 Con 0	127A 27.0 L 28.0 Con 0	127B 27.0 L 28.0 Con 0	63D 28.0 L 28.0 Con 0	132A 25.5 W 26.0 Con 0	77A 26.0 L 27.0 Con 0	160.5 325.5	1 - 5
Song Jordan							165.0	
Cameron Olbert 30B Classen SAS	56C 27.0 L 27.0 Con 0	94B 27.5 L 26.0 Con 0	59B 24.0 L 23.0 Con 0	6A 27.5 L 27.0 Con 0	27B 25.0 L 24.0 Con 0	BYE 25.4* 0*	157.2 309.6	1 - 5
Andrew Wall							152.4	
Nick Doris 32A Computech Middle School	80A 28.0 W 24.0 Pro 0	29A 28.0 L 27.0 Pro 0	63C 28.0 L 27.0 Pro 0	61B 24.0 L 24.0 Pro 0	106A 26.0 L 26.0 Con 0	44G 27.0 W 27.0 Con 0	161.0 316.0	2 - 4
Zofia Trexler							155.0	
Leah John 39A Dougherty Valley Bridge Academy	122C 29.0 W 27.0 Con 0	53F 25.0 L 26.0 Con 0	55C 27.0 L 27.0 Pro 0	27A 24.0 L 26.0 Con 0	53C 29.0 W 28.0 Con 0	63C 30.0 W 30.0 Pro 0	164.0 328.0	3 - 3
Risha Chakraborty							164.0	
Sanjana Raganathan 39B Dougherty Valley Bridge Academy	121B 28.0 W 27.0 Pro 0	90C 26.0 W 26.5 Pro 0	108B 30.0 L 28.0 Pro 0	44C 29.0 L 28.0 Pro 0	56C 29.0 W 29.0 Pro 0	44E 30.0 W 29.0 Pro 0	172.0 339.5	4 - 2
Rohit Srinivas							167.5	
Vivian Kuang 39C Dougherty Valley Bridge Academy	6A 28.0 W 28.0 Pro 0	61B 30.0 W 30.0 Pro 0	90B 30.0 W 29.0 Con 0	53B 30.0 W 30.0 Con 0	84A 30.0 W 29.0 Pro 0	55D 30.0 W 29.0 Con 0	178.0 353.0	6 - 0
Sarim Mundres							175.0	
Rahul Kaparaboyna 39D Dougherty Valley Bridge Academy	125A 29.0 W 28.0 Con 0	117B 26.0 L 25.0 Pro 0	106C 28.0 W 28.0 Con 0	26D 28.0 W 27.0 Con 0	121A 27.0 L 27.0 Con 0	49A 28.0 W 28.0 Con 0	166.0 329.0	4 - 2
Ishita Ahuja							163.0	
Harishri Savdharia 44A Fairmont Prep Academy	77A 29.0 W 29.0 Pro 0	53B 26.0 L 28.0 Con 0	63B 29.0 W 29.0 Pro 0	121D 29.0 W 29.0 Pro 0	53H 30.0 L 30.0 Con 0	9D 27.0 W 27.0 Con 0	170.0 342.0	4 - 2
Hitakshi Savdharia							172.0	
Sasha Ronaghi 44B Fairmont Prep Academy	121D 29.0 L 28.0 Con 0	122A 30.0 W 29.0 Pro 0	2E 30.0 W 30.0 Pro 0	85B 27.0 W 27.0 Pro 0	108C 29.0 W 30.0 Con 0	80B 28.5 L 27.5 Con 0	173.5 345.0	4 - 2
Matthew Ong							171.5	
Numair Razzak 44C Fairmont Prep Academy	26A 26.0 L 26.0 Pro 0	3A 29.0 W 28.0 Pro 0	63A 29.0 W 27.0 Pro 0	39B 29.5 W 28.0 Con 0	53G 29.0 W 28.0 Pro 0	85A 30.0 W 30.0 Pro 0	172.5 339.5	5 - 1
Jacob Gibbs							167.0	
Ryan Idnani 44D Fairmont Prep Academy	62E 26.0 L 28.0 Pro 0	109A 25.0 L 25.0 Con 0	122C 28.5 W 27.5 Pro 0	3A 26.0 W 26.0 Pro 0	63C 27.0 W 29.0 Pro 0	108E 28.0 L 28.5 Con 0	160.5 324.5	3 - 3
Alisha Huang							164.0	
Jennifer Cresap 44E Fairmont Prep Academy	108A 26.0 L 26.0 Con 0	94C 27.0 W 27.0 Pro 0	26F 27.0 W 29.0 Pro 0	53D 28.0 W 30.0 Pro 0	26B 27.0 L 26.0 Pro 0	39B 28.0 L 27.0 Con 0	163.0 328.0	3 - 3
Ali Ansari							165.0	
Yiyi Ouyang 44F Fairmont Prep Academy	132A 27.0 W 29.0 Pro 0	63C 28.5 W 29.0 Pro 0	53G 27.0 L 28.0 Pro 0	2C 28.0 W 29.0 Pro 0	55D 27.0 L 27.0 Con 0	108C 27.0 L 27.0 Con 0	164.5 333.5	3 - 3
Dale Tran							169.0	
Duke Pham-Chang 44G Fairmont Prep Academy	65A 27.0 L 27.0 Pro 0	90B 27.0 L 26.0 Con 0	27B 29.0 W 27.0 Pro 0	45A 26.0 L 26.0 Con 0	3A 25.0 L 25.0 Pro 0	32A 27.0 L 26.0 Pro 0	161.0 318.0	1 - 5
Amrit Chawla							157.0	
Noah Romo 45A Falcon Cove Middle School	9C 27.0 W 27.0 Con 0	2C 28.0 L 28.0 Pro 0	56B 25.0 L 24.0 Con 0	44G 27.0 W 27.0 Pro 0	62C 25.0 L 26.5 Pro 0	94A 27.0 L 26.0 Pro 0	159.0 317.5	2 - 4
Gian Luca Lupica							158.5	
Tavia Gabrysch 49A Frank Black Middle School	2B 28.0 W 27.0 Con 0	121D 29.0 W 27.0 Pro 0	84B 30.0 L 29.0 Pro 0	56B 26.0 L 27.0 Con 0	26C 29.0 W 27.0 Pro 0	39D 27.0 L 25.0 Pro 0	169.0 331.0	3 - 3
Jessup Johnson							162.0	
Sofia Chang 53A HuaXia Chinese School Houston-Houston	55D 29.0 W 29.0 Pro 0	13A 28.5 W 29.0 Con 0	55B 29.0 L 28.0 Con 0	62A 25.0 L 26.0 Pro 0	121B 28.0 L 30.0 Pro 0	106D 30.0 W 30.0 Pro 0	169.5 341.5	3 - 3
Michael Huang							172.0	
Yilin Li 53B HuaXia Chinese School Houston-Houston	81A 29.0 W 30.0 Con 0	44A 27.0 W 28.0 Pro 0	56E 27.0 W 27.0 Pro 0	39C 30.0 L 30.0 Pro 0	61A 29.0 W 28.0 Pro 0	26B 28.0 L 28.0 Pro 0	170.0 341.0	4 - 2
Michelle M. Li							171.0	

Public Forum Debate

Preliminary Round Results

Elina Chen 53C HuaXia Chinese School Houston-Houston	26B 27.0 L 27.0 Pro 0	9C 27.0 L 27.0 Con 0	2B 28.0 L 28.5 Con 0	132A 28.0 W 28.0 Pro 0	39A 27.0 L 27.0 Pro 0	93B 29.0 W 28.0 Pro 0	166.0 331.5 2 - 4
Brandon Wu							170.5 343.0 4 - 2
Jennie Yu 53D HuaXia Chinese School Houston-Houston	84B 29.0 L 28.0 Con 0	9A 29.0 W 29.0 Con 0	6B 28.5 W 30.0 Con 0	44E 27.0 L 29.0 Con 0	2A 29.0 W 28.5 Pro 0	55B 28.0 W 28.0 Pro 0	172.5 341.5 4 - 2
Harry Ren							170.0
Annie Ren 53E HuaXia Chinese School Houston-Houston	112A 27.0 W 27.0 Pro 0	80A 27.5 L 28.0 Pro 0	66A 29.5 L 29.0 Pro 0	106A 30.0 W 29.0 Pro 0	56A 29.0 W 29.0 Pro 0	61B 28.5 W 28.0 Pro 0	171.5 326.0 4 - 2
Andy Zhou							163.5
Andrew Tong 53F HuaXia Chinese School Houston-Houston	59B 27.0 W 26.0 Pro 0	39A 24.0 W 27.0 Pro 0	85A 27.0 L 27.0 Pro 0	122B 28.0 L 28.0 Con 0	90B 28.5 W 28.0 Pro 0	56E 28.0 W 27.5 Pro 0	162.5 328.0 4 - 2
Sam Lu							163.5
Joy Jiang 53G HuaXia Chinese School Houston-Houston	27A 28.0 W 29.0 Con 0	132B 28.0 W 27.0 Con 0	44F 28.5 W 28.0 Con 0	108D 24.0 L 24.0 Con 0	44C 26.0 L 27.0 Con 0	106C 29.0 W 29.5 Pro 0	163.5 328.0 4 - 2
Michelle J. Li							164.5
Isabel An 53H HuaXia Chinese School Houston-Houston	62D 29.0 W 28.0 Pro 0	106D 28.0 W 27.0 Pro 0	63E 25.0 W 27.0 Con 0	55A 27.0 L 27.0 Pro 0	44A 30.0 W 30.0 Pro 0	108D 30.0 L 30.0 Pro 0	169.0 338.0 4 - 2
Jarvis Xie							169.0
Brian Shon 55A Ivy Bridge Academy	94B 29.0 W 30.0 Con 0	122C 29.0 W 30.0 Con 0	62A 29.0 W 30.0 Con 0	53H 28.0 W 29.0 Con 0	26A 27.0 W 27.5 Con 0	108A 30.0 L 30.0 Con 0	172.0 348.5 5 - 1
Christopher Bodea							176.5
Jiho Park 55B Ivy Bridge Academy	56A 26.0 W 25.0 Con 0	62B 29.0 W 28.5 Pro 0	53A 27.0 W 27.0 Pro 0	85A 25.0 L 25.0 Pro 0	108B 26.0 L 26.0 Pro 0	53D 26.0 L 26.0 Con 0	159.0 316.5 3 - 3
Minjung Kim							157.5
Ryan Moon 55C Ivy Bridge Academy	106A 28.0 W 29.0 Con 0	122B 28.0 L 28.0 Con 0	39A 28.0 W 28.0 Con 0	90B 30.0 W 30.0 Con 0	56E 30.0 W 30.0 Pro 0	121A 29.0 W 30.0 Con 0	173.0 348.0 5 - 1
Victor Valbuena							175.0
Elly Kang 55D Ivy Bridge Academy	53A 27.0 L 29.0 Con 0	6A 30.0 W 30.0 Pro 0	80A 27.0 W 29.0 Pro 0	80C 26.0 W 27.0 Pro 0	44F 27.0 W 28.0 Pro 0	39C 29.0 L 29.0 Pro 0	166.0 338.0 4 - 2
Aanan Biswas							172.0
Henry Xuan 55E Ivy Bridge Academy	127B 29.0 W 29.0 Con 0	90A 28.0 W 29.0 Pro 0	109A 29.0 L 30.0 Pro 0	56C 27.0 W 28.0 Pro 0	56B 28.0 L 26.0 Pro 0	125B 30.0 W 30.0 Con 0	171.0 343.0 4 - 2
Siddhi Chitgopkar							172.0
Samuel Choi 56A Ivy Debate	55B 25.0 L 24.0 Pro 0	93B 29.0 W 28.0 Con 0	62C 26.0 L 26.0 Con 0	117B 27.0 W 27.0 Pro 0	53E 27.5 L 26.0 Con 0	60A 30.0 L 27.0 Pro 0	164.5 322.5 2 - 4
Ryan An							158.0
Kyu Kim 56B Ivy Debate	108C 25.0 L 26.0 Con 0	106C 29.0 W 29.5 Pro 0	45A 27.0 W 28.0 Pro 0	49A 27.0 W 29.0 Pro 0	55E 26.0 W 28.0 Con 0	83B 25.0 L 27.0 Pro 0	159.0 326.5 4 - 2
Omer Mujawar							167.5
Sanjh Mahatme 56C Ivy Debate	30B 28.0 W 29.0 Pro 0	77A 27.0 W 27.0 Con 0	29A 25.0 L 27.5 Pro 0	55E 27.0 L 27.0 Con 0	39B 27.0 L 27.0 Con 0	127C 28.0 W 27.0 Pro 0	162.0 326.5 3 - 3
Aaron Sinclair							164.5
Matthew Kim 56D Ivy Debate	117A 25.0 L 25.0 Pro 0	80B 26.0 W 27.0 Pro 0	122B 28.0 L 28.0 Pro 0	80A 29.0 L 27.0 Con 0	63B 27.0 L 27.0 Con 0	132B 27.0 W 27.0 Con 0	162.0 323.0 2 - 4
Kevin Li							161.0
Jonas Du 56E Ivy Debate	26E 28.0 W 29.0 Con 0	62D 28.0 W 27.0 Con 0	53B 26.0 L 26.0 Con 0	62C 28.0 W 30.0 Con 0	55C 30.0 L 30.0 Con 0	53F 25.5 L 26.0 Con 0	165.5 333.5 3 - 3
Linjay Zeng							168.0
Naeun Kim 59A Ivy Marietta	63E 23.0 L 25.0 Con 0	62A 25.0 L 24.0 Pro 0	127D 24.0 W 29.0 Con 0	83A 27.0 W 28.0 Pro 0	125A 30.0 W 29.0 Con 0	84B 26.5 L 27.5 Con 0	155.5 318.0 3 - 3
Jaeyun Lee							162.5
Srikusumanjali Pinnamareddy 59B Ivy Marietta	53F 27.0 L 25.0 Con 0	83B 28.0 L 27.0 Pro 0	30B 26.0 W 27.0 Pro 0	60A 29.0 W 29.0 Pro 0	94A 30.0 W 30.0 Con 0	27A 27.0 W 27.0 Con 0	167.0 332.0 4 - 2
Sharnitha Sudhaer							165.0
William Halverson 60A Kent Denver	90B 27.0 L 28.0 Con 0	9B 30.0 W 28.0 Con 0	84A 27.0 L 27.0 Pro 0	59B 28.0 L 28.0 Con 0	9C 30.0 W 29.0 Con 0	56A 30.0 W 29.0 Con 0	172.0 341.0 3 - 3
Jack Landgraff							169.0
Michael Gerhard 61A Knox Jr. High	9A 29.0 L 27.0 Con 0	26F 30.0 W 29.0 Con 0	122D 28.0 W 28.0 Pro 0	62E 27.0 W 26.0 Con 0	53B 27.0 L 27.0 Con 0	80A 26.0 W 26.0 Con 0	167.0 330.0 4 - 2
Andrew He							163.0

Public Forum Debate

Preliminary Round Results

Prerit Choudhary 61B Knox Jr. High	122E 26.0 L 27.0 Con 0	39C 29.5 L 30.0 Con 0	132A 26.0 W 26.0 Con 0	32A 24.0 W 25.0 Con 0	26F 26.0 W 27.0 Con 0	53E 28.5 L 28.0 Con 0	160.0 163.0	323.0 324.0	3 - 3
Abhishek Choudhury									
Raymond Mo 62A Kudos Coll of Youth Leadership	125B 27.0 W 26.0 Pro 0	59A 27.0 W 27.0 Con 0	55A 28.0 L 28.0 Pro 0	53A 25.0 W 26.0 Con 0	108E 29.0 W 27.0 Con 0	108B 27.0 L 27.0 Pro 0	163.0 161.0	324.0 327.5	4 - 2
Anabell Xu									
Emma Chen 62B Kudos Coll of Youth Leadership	117B 25.0 W 26.0 Con 0	55B 27.5 L 28.0 Con 0	121A 28.0 L 29.0 Con 0	93A 27.0 W 28.0 Con 0	13A 27.0 L 27.0 Con 0	112A 27.0 W 28.0 Con 0	161.5 166.0	327.5 337.5	3 - 3
Nanette Zhang									
Helina Zhao 62C Kudos Coll of Youth Leadership	26C 30.0 L 25.0 Pro 0	106B 29.0 W 30.0 Pro 0	56A 28.0 W 29.0 Pro 0	56E 27.0 L 27.0 Pro 0	45A 28.5 W 28.5 Con 0	121D 28.0 W 27.5 Con 0	170.5 167.0	337.5 324.0	4 - 2
Alex Liu									
Angela Pang 62D Kudos Coll of Youth Leadership	53H 27.0 L 26.0 Con 0	56E 26.0 L 27.0 Pro 0	122A 24.0 L 26.0 Pro 0	112A 28.0 L 27.0 Con 0	90C 29.0 W 30.0 Con 0	93A 26.0 W 28.0 Con 0	160.0 164.0	324.0 321.5	2 - 4
Lydia Fraser									
Aaron Lee 62E Kudos Coll of Youth Leadership	44D 27.0 W 28.0 Con 0	122E 28.0 W 30.0 Con 0	26A 26.0 L 26.0 Con 0	61A 24.0 L 24.0 Pro 0	63E 28.0 W 29.5 Pro 0	66A 25.0 L 26.0 Con 0	158.0 163.5	321.5 317.0	3 - 3
Aaron Zhang									
Iris Choi 62F Kudos Coll of Youth Leadership	2E 25.0 L 24.0 Pro 0	83A 27.0 W 26.0 Pro 0	9B 28.0 L 28.0 Con 0	2B 28.0 W 28.0 Pro 0	122A 24.0 L 25.0 Pro 0	127D 27.0 W 27.0 Pro 0	159.0 158.0	317.0 300.0	3 - 3
Max Xiao									
Benjamin Lee 63A Kugnus ACTS	80B 28.0 L 26.5 Pro 0	121B 30.0 W 27.0 Con 0	44C 23.0 L 27.0 Con 0	122D 29.0 W 28.5 Pro 0	2C 27.5 W 26.5 Con 0	127A 30.0 W 27.0 Con 0	167.5 162.5	330.0 326.5	4 - 2
Gregory Pylypovych									
Ryan Yoo 63B Kugnus ACTS	108B 26.0 L 25.0 Con 0	26D 28.0 W 29.0 Con 0	44A 26.0 L 26.0 Con 0	106C 27.0 L 27.0 Pro 0	56D 28.0 W 29.0 Pro 0	81A 27.5 L 28.0 Pro 0	162.5 164.0	326.5 317.5	2 - 4
Alex Lee									
Michelle Choi 63C Kugnus ACTS	90A 27.0 W 29.0 Con 0	44F 28.5 L 28.5 Con 0	32A 29.5 W 29.0 Con 0	127A 27.0 L 28.0 Con 0	44D 27.0 L 28.0 Con 0	39A 28.0 L 28.0 Con 0	167.0 170.5	337.5 321.0	2 - 4
Sujin Chung									
IChoi 63D Kugnus ACTS	108D 25.0 L 26.0 Pro 0	83C 25.0 L 25.0 Pro 0	90A 26.0 L 26.0 Pro 0	30A 30.0 W 28.0 Pro 0	26E 26.0 L 26.0 Pro 0	122C 29.0 L 29.0 Con 0	161.0 160.0	321.0 329.5	1 - 5
LKim									
AChoi 63E Kugnus ACTS	59A 27.0 W 28.0 Pro 0	2D 29.0 W 29.5 Con 0	53H 24.0 L 24.0 Pro 0	26B 28.0 L 29.0 Pro 0	62E 26.0 L 27.0 Con 0	26C 29.0 L 29.0 Pro 0	163.0 166.5	329.5 342.0	2 - 4
SKim									
Anoosh Kumar 65A Lake Highland Prep	44G 29.0 W 28.0 Con 0	26E 28.0 W 30.0 Con 0	83C 29.0 W 27.0 Con 0	108E 30.0 W 28.0 Con 0	85A 28.0 W 28.0 Con 0	29A 29.0 W 28.0 Pro 0	173.0 169.0	342.0 329.0	6 - 0
Sid Pinnamaneni									
Jasper Zhu 66A Learning Leaders	2A 27.0 W 28.0 Con 0	121A 27.0 L 28.0 Con 0	53E 29.0 W 30.0 Con 0	108C 24.0 L 25.0 Pro 0	94B 29.0 W 29.0 Pro 0	62E 24.0 W 29.0 Pro 0	160.0 169.0	329.0 314.5	4 - 2
Alex Liang									
Malea Joyce 68A Los Alamos Middle School	2D 29.0 W 29.0 Pro 0	9D 27.5 L 27.0 Pro 0	93A 27.0 W 28.0 Con 0	121C 29.0 L 28.0 Con 0	125B 25.0 L 26.0 Con 0	3A 29.0 W 30.0 Pro 0	166.5 168.0	334.5 314.5	3 - 3
Esther Wermer									
Maria Hague 77A Morocco Aggregate School	44A 28.0 L 27.0 Con 0	56C 26.0 L 26.0 Pro 0	85B 26.0 L 26.0 Pro 0	122C 24.0 L 23.0 Pro 0	117B 28.0 L 27.5 Pro 0	30A 27.0 W 26.0 Pro 0	159.0 155.5	314.5 326.5	1 - 5
Ayman Lachkar									
Griffin Darden 80A Mountain Brook HS	32A 24.0 L 22.0 Con 0	53E 27.0 W 29.0 Con 0	55D 27.0 L 28.0 Con 0	56D 30.0 W 29.0 Pro 0	9A 27.0 W 28.0 Pro 0	61A 28.0 L 27.5 Pro 0	163.0 163.5	326.5 338.5	3 - 3
Emily Bebenek									
Harrison Hitson 80B Mountain Brook HS	63A 30.0 W 29.0 Con 0	56D 27.0 L 26.0 Con 0	106A 27.0 W 29.0 Con 0	13A 28.0 W 28.5 Con 0	127A 27.0 W 28.0 Con 0	44B 29.0 W 30.0 Pro 0	168.0 170.5	338.5 324.0	5 - 1
Marielle Cornes									
Fletcher Nunnelley 80C Mountain Brook HS	132B 25.0 W 27.0 Pro 0	94A 27.0 W 28.0 Pro 0	83B 28.0 L 30.0 Pro 0	55D 24.0 L 24.0 Con 0	122E 27.0 L 30.0 Pro 0	94B 27.0 L 27.0 Pro 0	158.0 166.0	324.0 314.5	2 - 4
Theo Simonton									
Thomas Babb 81A New West Charter School	53B 27.0 L 28.0 Pro 0	127C 27.5 W 29.0 Con 0	108C 28.0 L 28.5 Pro 0	125B 27.0 L 28.0 Pro 0	93B 28.0 W 28.0 Con 0	63B 27.5 W 28.0 Con 0	165.0 169.5	334.5 321.0	3 - 3
Nathanael Davis									

Public Forum Debate

Preliminary Round Results

Harlan Crawford 83A Nova 42 Academy	29.0 W 30.0 Con 0	26.0 L 24.0 Con 0	28.0 L 29.0 Con 0	27.0 L 26.0 Con 0	28.0 W 30.0 Con 0	29.0 W 29.0 Con 0	167.0 168.0	335.0	3 - 3
Young Choi									
Daniel Kyle 83B Nova 42 Academy	30.0 W 29.5 Con 0	29.0 W 28.0 Con 0	30.0 W 30.0 Con 0	30.0 W 29.0 Pro 0	25.0 L 25.0 Pro 0	28.0 W 26.0 Con 0	172.0 167.5	339.5	5 - 1
Sunny Choi									
Priya Agarwal 83C Nova 42 Academy	27.0 W 28.0 Pro 0	28.0 W 27.0 Con 0	26.0 L 28.0 Pro 0	27.0 W 27.5 Pro 0	29.0 L 30.0 Con 0	26.5 L 27.0 Con 0	163.5 167.5	331.0	3 - 3
Jason Chan									
Caleb Samson 84A NSU Univ School	28.0 W 27.0 Con 0	26.0 L 26.0 Pro 0	28.0 W 29.0 Con 0	29.0 W 29.0 Con 0	28.0 L 30.0 Con 0	29.0 W 29.0 Con 0	168.0 170.0	338.0	4 - 2
Luke Wong									
Sam Boisvert 84B NSU Univ School	29.0 W 29.0 Pro 0	28.5 W 28.0 Con 0	30.0 W 30.0 Con 0	27.0 L 29.0 Pro 0	30.0 L 28.0 Pro 0	28.5 W 28.5 Pro 0	173.0 172.5	345.5	4 - 2
Max Pinkiert									
Vikram Bala 85A Nysmith School	29.0 W 30.0 Con 0	29.0 W 30.0 Pro 0	29.0 W 28.0 Con 0	28.0 W 29.0 Con 0	26.0 L 27.0 Pro 0	29.5 L 29.5 Con 0	170.5 173.5	344.0	4 - 2
Alex Misiaszek									
Justin Ward 85B Nysmith School	26.0 L 27.0 Con 0	28.0 L 28.0 Con 0	30.0 W 29.0 Con 0	29.0 L 26.5 Con 0	27.0 L 26.0 Con 0	30.0 W 30.0 Con 0	170.0 166.5	336.5	2 - 4
Bhajeet Sanghera									
Gigi Baer 90A Pin Oak Middle School	27.0 L 27.5 Pro 0	28.0 L 29.0 Con 0	28.0 W 28.0 Con 0	25.0 W 26.0 Con 0	28.0 W 28.0 Pro 0	28.0 L 28.0 Pro 0	164.0 166.5	330.5	3 - 3
Simone Lim									
Jenna Baer 90B Pin Oak Middle School	26.0 W 25.0 Pro 0	29.0 W 28.0 Pro 0	28.0 L 27.0 Pro 0	29.0 L 29.0 Pro 0	28.5 L 27.5 Con 0	27.0 W 26.0 Pro 0	167.5 162.5	330.0	3 - 3
Sarah Szafranski									
Isabella Mueller 90C Pin Oak Middle School	28.0 L 29.0 Con 0	25.5 L 24.0 Con 0	28.0 L 24.0 Pro 0	28.0 L 28.0 Con 0	29.0 L 27.0 Pro 0	29.0 W 28.5 Con 0	167.5 160.5	328.0	1 - 5
Tommy Lai									
Claudia LeDuc 93A Poly Prep	28.0 W 27.0 Pro 0	27.0 L 26.0 Pro 0	26.0 L 25.0 Pro 0	28.0 L 24.0 Pro 0	26.0 L 26.0 Con 0	27.0 L 26.0 Pro 0	162.0 154.0	316.0	1 - 5
Zoe Fauer									
Jake Towey 93B Poly Prep	30.0 W 27.0 Pro 0	26.0 L 27.0 Pro 0	23.0 L 20.0 Con 0	24.0 L 24.0 Pro 0	26.0 L 26.0 Pro 0	26.0 L 27.0 Con 0	155.0 151.0	306.0	1 - 5
Nicholas Menegatos									
Navin Durbhakula 94A Potomac Debate Academy	29.0 W 29.0 Con 0	25.0 L 26.0 Con 0	27.0 W 28.0 Pro 0	29.0 L 28.0 Con 0	29.5 L 29.5 Pro 0	29.0 W 28.0 Con 0	168.5 168.5	337.0	3 - 3
Carina Guo									
Alex Jiang 94B Potomac Debate Academy	28.0 L 27.0 Pro 0	28.5 W 29.0 Pro 0	28.5 W 27.5 Con 0	24.0 L 24.0 Con 0	28.0 L 28.0 Con 0	28.0 W 27.0 Con 0	165.0 162.5	327.5	3 - 3
Jonathan Wen									
Maxwell Zhang 94C Potomac Debate Academy	25.0 L 26.0 Pro 0	23.0 L 24.0 Con 0	26.0 L 29.0 Pro 0	25.0 L 23.0 Con 0	25. BYE 26.4* 0*	30.0 L 30.0 Pro 0	154.8 158.4	313.2	1 - 5
Alex Dong									
Custer Gilchrest 106A Seminole Middle School	27.0 L 26.0 Pro 0	29.0 W 26.0 Pro 0	25.0 L 22.0 Pro 0	28.0 L 27.0 Con 0	28.0 W 24.0 Pro 0	28.0 L 29.0 Pro 0	165.0 154.0	319.0	2 - 4
Donovan Holder									
Dillon Kleinman 106B Seminole Middle School	27.0 L 26.0 Con 0	30.0 L 28.0 Con 0	26.0 W 27.0 Pro 0	28.0 L 28.5 Con 0	29.5 W 28.5 Pro 0	29.0 L 29.0 Pro 0	169.5 167.0	336.5	2 - 4
Narindra Ramnath Manohar									
Kaitlyn Devera 106C Seminole Middle School	29.0 W 27.0 Pro 0	28.5 L 28.5 Con 0	27.0 L 26.0 Pro 0	28.0 W 29.0 Con 0	27.5 W 28.0 Con 0	28.5 L 29.0 Con 0	168.5 167.5	336.0	3 - 3
Harrison Long									
Juan Formoso 106D Seminole Middle School	25.0 L 26.0 Con 0	26.0 L 26.0 Con 0	25.0 L 24.0 Con 0	27.0 W 27.0 Con 0	29.0 W 26.0 Pro 0	29.0 L 29.0 Con 0	161.0 158.0	319.0	2 - 4
Nicolas Pena									
Mogi Taylor 108A Sidney Lanier Middle School	27.0 W 27.0 Pro 0	28.0 W 28.5 Con 0	30.0 W 29.0 Con 0	29.0 W 28.0 Con 0	26.0 W 28.0 Con 0	30.0 W 30.0 Pro 0	170.0 170.5	340.5	6 - 0
Jeffrey Chen									

Public Forum Debate

Preliminary Round Results

Olivia Faust 108B Sidney Lanier Middle School	63B 30.0 29.0 W Pro 0	132A 29.0 28.0 W Con 0	39B 30.0 30.0 W Con 0	26A 30.0 30.0 L Con 0	55B 28.0 28.0 W Con 0	62A 28.0 28.0 W Con 0	175.0 348.0 5 - 1
Sarika Kotha							173.0
James Li 108C Sidney Lanier Middle School	56B 26.0 26.0 W Pro 0	121C 28.0 28.5 L Con 0	81A 28.0 28.0 W Con 0	66A 26.0 26.0 W Con 0	44B 29.0 29.0 L Pro 0	44F 28.0 28.0 W Pro 0	165.0 330.5 4 - 2
David Tang							165.5
Ethan Van Nostrand 108D Sidney Lanier Middle School	63D 28.0 28.0 W Con 0	125A 29.0 30.0 W Con 0	117A 30.0 29.0 W Con 0	53G 29.0 29.0 W Pro 0	29A 29.0 29.0 L Con 0	53H 30.0 30.0 W Con 0	175.0 350.0 5 - 1
Max Tran							175.0
Vedanth Ramabhadran 108E Sidney Lanier Middle School	106B 25.0 29.0 W Pro 0	127D 29.5 29.5 W Pro 0	121C 30.0 29.0 W Con 0	65A 28.0 29.0 L Pro 0	62A 26.0 28.0 L Pro 0	44D 29.0 28.5 W Pro 0	167.5 340.5 4 - 2
Omar Busaidy							173.0
Jeongyeon Lim 109A South Korea Aggregate School	121A 29.0 29.0 W Con 0	44D 25.0 27.0 W Pro 0	55E 28.0 30.0 W Con 0	29A 27.5 25.0 L Con 0	84B 28.0 30.0 W Con 0	121C 27.0 28.0 W Con 0	164.5 333.5 5 - 1
Charles Yoon							169.0
Rand Raju 112A St. Andrews Episcopal School	53E 26.0 26.0 L Con 0	108A 26.5 26.0 L Pro 0	3A 29.0 27.0 L Pro 0	62D 30.0 28.0 W Pro 0	122C 29.0 29.0 W Pro 0	62B 27.0 27.0 L Pro 0	167.5 330.5 2 - 4
Alisa Hill							163.0
Luigi Auquilla 117A Success Academy HS of the Liberal Arts	56D 26.0 28.0 W Con 0	93A 28.0 27.0 W Con 0	108D 27.0 28.0 L Pro 0	94B 24.0 27.0 W Pro 0	122B 30.0 30.0 L Con 0	84A 29.0 29.0 L Pro 0	164.0 333.0 3 - 3
Dillon Grannis							169.0
Nashatay Crawford 117B Success Academy HS of the Liberal Arts	62B 29.0 27.0 L Pro 0	39D 27.0 26.0 W Con 0	26D 28.0 29.0 L Con 0	56A 27.0 30.0 L Con 0	77A 28.5 29.0 W Con 0	106A 27.0 30.0 W Con 0	166.5 337.5 3 - 3
Christopher Paucar							171.0
Rishabh Mandayam 121A The Golden State Academy	109A 28.0 28.0 L Pro 0	66A 28.0 29.0 W Pro 0	62B 29.0 29.0 W Pro 0	94A 30.0 28.0 W Pro 0	39D 28.0 28.0 W Pro 0	55C 28.0 28.5 L Pro 0	171.0 341.5 4 - 2
Rishabh Saxena							170.5
Rithvik Koppurapu 121B The Golden State Academy	39B 26.0 26.0 L Con 0	63A 29.0 28.0 L Pro 0	90C 26.0 25.0 W Con 0	26E 26.0 27.0 W Con 0	53A 30.0 29.0 W Con 0	122E 26.0 25.0 L Con 0	163.0 323.0 3 - 3
Rishabh Chowhan							160.0
Nisha Fernandes 121C The Golden State Academy	122A 28.0 27.0 W Pro 0	108C 29.0 28.0 W Pro 0	108E 30.0 28.0 L Pro 0	68A 30.0 29.0 W Pro 0	83C 30.0 30.0 W Pro 0	109A 27.0 26.5 L Pro 0	174.0 342.5 4 - 2
Yash Mishra							168.5
Lakshay Maharana 121D The Golden State Academy	44B 28.5 27.0 W Pro 0	49A 28.0 26.0 L Con 0	93B 27.0 26.0 W Pro 0	44A 28.0 27.0 L Con 0	9B 28.0 27.0 W Pro 0	62C 27.5 26.5 L Pro 0	167.0 326.5 3 - 3
Saniya Karwa							159.5
Jason Pan 122A The Harker School	121C 27.0 27.0 L Con 0	44B 27.0 28.5 L Con 0	62D 29.0 27.0 W Con 0	2E 29.0 28.5 W Pro 0	62F 27.0 27.0 W Con 0	90A 28.0 29.0 W Con 0	167.0 334.0 4 - 2
Amanda Cheung							167.0
Jeremy Ding 122B The Harker School	85A 29.0 28.0 L Pro 0	55C 29.0 29.0 W Pro 0	56D 29.0 30.0 W Con 0	53F 28.0 29.0 W Pro 0	117A 30.0 30.0 W Pro 0	26A 28.0 28.0 W Pro 0	173.0 347.0 5 - 1
Kenneth Liou							174.0
Ekdatha Arramreddy 122C The Harker School	39A 28.0 27.0 L Pro 0	55A 27.0 28.0 L Pro 0	44D 27.0 25.0 L Con 0	77A 25.0 25.0 W Con 0	112A 29.0 29.0 L Con 0	63D 29.5 30.0 W Pro 0	165.5 329.5 2 - 4
Vibha Arramreddy							164.0
Krishay Mukhija 122D The Harker School	83C 26.0 26.0 L Con 0	84A 27.0 26.0 W Con 0	61A 29.0 28.0 L Con 0	63A 27.5 28.0 L Con 0	6B 27.0 25.0 L Con 0	9C 29.5 29.0 W Con 0	166.0 328.0 2 - 4
Anshul Reddy							162.0
Alina Yuan 122E The Harker School	61B 28.0 29.0 W Pro 0	62E 29.0 30.0 L Pro 0	2A 27.5 27.5 W Pro 0	84A 27.0 27.0 L Pro 0	80C 29.0 30.0 W Con 0	121B 25.0 27.0 W Pro 0	165.5 336.0 4 - 2
Aimee Wang							170.5
Diyvesh Khatri 125A The Village School	39D 30.0 28.0 L Pro 0	108D 25.0 27.0 L Pro 0	106D 28.0 30.0 W Pro 0	90C 29.0 29.0 W Pro 0	59A 29.0 29.0 L Pro 0	2A 27.0 27.0 W Pro 0	168.0 338.0 3 - 3
Urvashi Deshpande							170.0
Anna Zhu 125B The Village School	62A 25.0 26.0 L Con 0	2B 29.0 28.0 W Pro 0	127A 24.0 24.0 L Pro 0	81A 29.0 28.0 W Con 0	68A 28.0 27.0 W Pro 0	55E 29.0 28.0 L Pro 0	164.0 325.0 3 - 3
Aishi Gulati							161.0
Sindhura Mettupalli 127A TYL Academy	29A 27.0 28.0 L Pro 0	30A 28.0 29.0 W Pro 0	125B 25.0 26.0 W Con 0	63C 29.0 28.0 W Pro 0	80B 27.0 27.0 L Pro 0	63A 27.0 29.0 L Pro 0	163.0 330.0 3 - 3
Sai Mettupalli							167.0

Public Forum Debate

Preliminary Round Results

Ameya Bellamkonda 127B TYL Academy Akshadha Lagiseti	55E 24.0 L 25.0 Pro 0	26A 28.0 L 28.0 Con 0	30A 29.0 W 30.0 Pro 0	9C 25.0 W 26.0 Con 0	106C 27.0 L 27.5 Pro 0	83A 26.0 L 27.0 Pro 0	159.0 2 - 4 322.5 163.5
Amy Ajay 127C TYL Academy Aniketh Tadepalli	94C 28.0 W 28.0 Con 0	81A 27.0 L 25.0 Pro 0	9D 29.0 W 28.0 Con 0	83B 28.0 L 28.0 Con 0	27A 28.0 L 28.0 Con 0	56C 26.0 L 26.0 Con 0	166.0 2 - 4 329.0 163.0
Avnee Sarnaik 127D TYL Academy Divya Virmani	93A 30.0 L 30.0 Con 0	108E 28.5 L 28.0 Con 0	59A 24.0 L 26.0 Pro 0	94C 28.0 W 28.0 Pro 0	132B 30.0 W 30.0 Con 0	62F 28.0 L 28.0 Con 0	168.5 2 - 4 338.5 170.0
ASHLEY CHAI ONN 132A WEST GLADES MIDDLE SCHOOL CHARLIZE CRUGER	44F 28.0 L 25.0 Con 0	108B 24.0 L 24.0 Pro 0	61B 28.0 L 24.0 Pro 0	53C 28.0 L 28.0 Con 0	30A 26.0 L 25.5 Pro 0	90C 27.5 L 27.0 Pro 0	161.5 0 - 6 315.0 153.5
SADMAN BAIG 132B WEST GLADES MIDDLE SCHOOL GIOVANNI WILLIAMS	80C 25.0 L 25.0 Con 0	53G 25.0 L 24.0 Pro 0	27A 26.0 L 26.0 Con 0	26. BYE 25.8* 0*	127D 29.0 L 29.0 Pro 0	56D 26.0 L 25.0 Pro 0	157.2 1 - 5 312.0 154.8

Final

Congress Rank Summary

			J1	J2	J3	J4	J5	Adj	Total
108	Michael Yu	Sidney Lanier Middle Sch	2	3	3	2	2	12	12
84	Luca Zislin	NSU University School	1	1	1	6	6	15	15
58	Roopa Irakam	Ivy GuruKul Online		2	6	3	1	21	21
39	Arshia Mehta	Dougherty Valley Bridge A	3		2	5	4	23	23
39	Faraz Siddiqi	Dougherty Valley Bridge A	7	8	4	1	7	27	27
39	Sohum Gupta	Dougherty Valley Bridge A	5	4	5	4	12	27	30
89	Samuel Steiner	Phoenix Country Day Sch	4		7	8	3	31	31
65	Chris Raymond	Lake Highland Preparator	8	7	8		5	37	37
39	Vaibhav Tripathi	Dougherty Valley Bridge A	6	5			10	38	39
103	Siva Sambasivam	Saratoga Independent		6		7	9	40	40
126	Michael Evrard	The Weiss School					8	44	44
89	Michael Bendok	Phoenix Country Day Sch					11	45	47

Final

Congress Speech Scores

	Finals	Total
39 Arshia Mehta Dougherty Valley Bridge Academy	3 3 3 4 5 4 4 5 6 4 5 4	13
39 Sohum Gupta Dougherty Valley Bridge Academy	3 3 5 6 4 6 6 4	10
39 Faraz Siddiqi Dougherty Valley Bridge Academy	3 3 3 4 5 5 5 5 4 5 5 5	13
39 Vaibhav Tripathi Dougherty Valley Bridge Academy	3 3 5 5 4 3 5 3	8
58 Roopa Irakam Ivy GuruKul Online	6 8 7 8 7 8 6 6 6 7 7 8	21
65 Chris Raymond Lake Highland Preparatory	3 3 3 4 5 5 4 4 3 4 3 4	12
84 Luca Zislin NSU University School	3 3 3 6 6 6 6 5 5 5 4 4	15
89 Samuel Steiner Phoenix Country Day School	3 3 3 3 4 6 3 3 3 4 4 4	11
89 Michael Bendok Phoenix Country Day School	3 3 3 5 5 3 4 3 3 5 4 3	11
103 Siva Sambasivam Saratoga Independent	3 3 3 4 5 5 3 4 3 3 5 4	11
108 Michael Yu Sidney Lanier Middle School	3 3 3 6 5 5 5 5 5 6 5 4	14
126 Michael Evrard The Weiss School	3 3 3 5 5 3 4 4 3 5 3 3	11

Semifinal Chamber 1

Congress Rank Summary

			J1	J2	J3	Adj	Total
65	Chris Raymond	Lake Highland Preparator	1	2	1	4	4
126	Michael Evrard	The Weiss School	2	1	2	5	5
58	Roopa Irakam	Ivy GuruKul Online	5	4	3	12	12
39	Arshia Mehta	Dougherty Valley Bridge A	3	5	4	12	12
39	Sohum Gupta	Dougherty Valley Bridge A	8	3	12	20	23
89	Samuel Steiner	Phoenix Country Day Sch	4	7	9	20	20
136	Sakshi Shrivastava	Young Genius Academy	6	8	11	23	25
117	Tajaih Robinson	Success Academy High S			5	23	23
81	Maxwell Bross	New West Charter Schoo			6	24	24
10	Lillian Khanna	Bak Middle School of the.		6	10	24	25
108	Mehak Batra	Sidney Lanier Middle Sch	7		8	24	24
57	Gaurav Karkhanis	Ivy GuruKul			7	25	25

Semifinal Chamber 1

Congress Speech Scores

		Semi-Finals	Total
10	Lillian Khanna Bak Middle School of the Arts	4 3 3 5 4 3	12
39	Sohum Gupta Dougherty Valley Bridge Academy	4 3 5 5	9
39	Arshia Mehta Dougherty Valley Bridge Academy	5 6 5 5	11
57	Gaurav Karkhanis Ivy GuruKul	3 3 3 3	6
58	Roopa Irakam Ivy GuruKul Online	6 5 6 6 6 6	18
65	Chris Raymond Lake Highland Preparatory	4 6 5 5 5 5	16
81	Maxwell Bross New West Charter School	3 3 3 4	7
89	Samuel Steiner Phoenix Country Day School	3 4 4 3 4 4	11
108	Mehak Batra Sidney Lanier Middle School	4 3 4 4 3 3	11
117	Tajaih Robinson Success Academy High School of the	4 3 3 4	8
126	Michael Evrard The Weiss School	4 5 6 6 5 5	16
136	Sakshi Shrivastava Young Genius Academy	3 4 4 4	8

Semifinal Chamber 2

Congress Rank Summary

			J1	J2	J3	Adj	Total
84	Luca Zislin	NSU University School	2	4	1	7	7
39	Faraz Siddiqi	Dougherty Valley Bridge A	3	1	6	10	10
103	Siva Sambasivam	Saratoga Independent	4	2	8	14	14
39	Vaibhav Tripathi	Dougherty Valley Bridge A	5	3	7	15	15
108	Michael Yu	Sidney Lanier Middle Sch	1	6	11	16	18
89	Michael Bendok	Phoenix Country Day Sch	6	7	3	16	16
67	De"na Newborn	Lee A. Tolbert Community		5	4	18	18
11	Genevieve Cox	Baker Middle School		8	2	19	19
3	Andrea Bracamonte	American Heritage Planta			5	23	23
10	Brandon Lee	Bak Middle School of the.	7		12	25	28
58	Abiram Ravi Gupta	Ivy GuruKul Online	8		9	26	26
57	Nikhil Kalyanraman	Ivy GuruKul			10	27	28

Semifinal Chamber 2

Congress Speech Scores

		Semi-Finals	Total
3	Andrea Bracamonte American Heritage Plantation	4 3 4 4	8
10	Brandon Lee Bak Middle School of the Arts	3 4 3 5	8
11	Genevieve Cox Baker Middle School	3 3 4 5	8
39	Faraz Siddiqi Dougherty Valley Bridge Academy	4 5 4 6 5 5	15
39	Vaibhav Tripathi Dougherty Valley Bridge Academy	5 4 5 6	10
57	Nikhil Kalyanraman Ivy GuruKul	3 3 3 4 5 5	12
58	Abiram Ravi Gupta Ivy GuruKul Online	3 3 3 4 5 4	12
67	De"na Newborn Lee A. Tolbert Community Academy	5 4 5 6 6 6	17
84	Luca Zislin NSU University School	5 4 4 6 4 5	15
89	Michael Bendok Phoenix Country Day School	3 4 4 5 5 5	14
103	Siva Sambasivam Saratoga Independent	4 5 5 6	11
108	Michael Yu Sidney Lanier Middle School	5 5 4 5	10

Chamber A

Congress Rank Summary

			J1	J2	J3	J4	J5	J6	J7	J8	J9	J10	J11	J12	Adj	Total
103	Siva Sambasivam	Saratoga Independent	1	1		2			2	2		2	3	3	25	25
39	Faraz Siddiqi	Dougherty Valley Bridge A	3	2		1	3		7	3		4		1	33	33
67	De"na Newborn	Lee A. Tolbert Community	2	3					3	1		8	1	6	42	42
81	Maxwell Bross	New West Charter Schoo		4		4	4			5		6	5	4	50	50
39	Vaibhav Tripathi	Dougherty Valley Bridge A	5			7	7		4	6		5	2	5	50	50
89	Michael Bendok	Phoenix Country Day Sch	8	6		3	2		5			3	8	7	51	51
10	Lauren Herba	Bak Middle School of the				5			8			1	7	2	59	59
130	Carly Granda	Velasquez Academy	4	5			6			8		7	6	9	63	63
61	Hadley Adkison	Knox Jr. High		7		6	1							8	67	67
3	Ian Bluth	American Heritage Planta					5		6	4				13	69	73
106	Jessica Flores	Seminole Middle School							1	7				11	71	73
62	William Chang	Kudos College of Youth L	7										4	14	74	79
105	Riley Emerson	Scottsdale Preparatory Ac	6			8	8							10	76	77
126	Avery Cate	The Weiss School		8										15	80	86
91	Alyssa Medin	Pines Middle												12	81	84
83	Colin Ho	Nova 42 Academy												16	81	88
80	Jeff Schutz	Mountain Brook High Sch												17	81	89
91	Taisha Blanc	Pines Middle												18	81	90
134	William Cha	Wilshire Academy												19	81	91
82	Katherine Schmidt	Notre Dame Preparatory ;												20	81	92
132	BROOKE BOCK	WEST GLADES MIDDLE												21	81	93
91	Nadia Seidu	Pines Middle												22	81	94

Chamber A

Congress Speech Scores

	Session 1	Session 2	Session 3	Session 4	Total
3 Ian Bluth American Heritage Plantati	4 3	4 5	4 3 4 4	3 3	20
10 Lauren Herba Bak Middle School of the A	4 3	4 6	3 3	4 4	16
39 Vaibhav Tripathi Dougherty Valley Bridge Ac	5 3	5 5	4 5	4 5	19
39 Faraz Siddiqi Dougherty Valley Bridge Ac	5 4 3 3	6 6	3 4 5 5	4 5 5 5	33
61 Hadley Adkison Knox Jr. High	5 3	4 5 6 5	3 3	3 3	20
62 William Chang Kudos College of Youth Lei	4 4 3 3	3 4	3 3	3 6	20
67 De"na Newborn Lee A. Tolbert Community /	6 6 3 3	4 4 4 5	5 4 6 5	3 3 5 6	39
80 Jeff Schutz Mountain Brook High Scho	3 3			3 3	6
81 Maxwell Bross New West Charter School	4 4	4 5	4 4 4 5	4 6	23
82 Katherine Schmidt Notre Dame Preparatory ar		3 3		3 3	6
83 Colin Ho Nova 42 Academy	4 3	4 4	3 3	3 4	15
89 Michael Bendok Phoenix Country Day Scho	5 3	5 6 5 5	4 3	5 4	24
91 Nadia Seidu Pines Middle		3 3		3 4	7
91 Taisha Blanc Pines Middle	4 3			3 3	7
91 Alyssa Medin Pines Middle	4 3	3 4	4 3	3 4	16
103 Siva Sambasivam Saratoga Independent	6 4	6 5	5 5 5 5	5 5	26
105 Riley Emerson Scottsdale Preparatory Aca	4 3	4 3 4 4	3 3 3 3	3 3	21
106 Jessica Flores Seminole Middle School		3 3	4 4	3 5	11
126 Avery Cate The Weiss School	4 3	3 3			7

Chamber B

Congress Rank Summary

			Parli	J2	J3	J4	J5	J6	J7	J8	J9	J10	J11	J12	Adj	Total
10	Lillian Khanna	Bak Middle School of the	1	1		5	6		1	1		8	2	3	28	28
108	Mehak Batra	Sidney Lanier Middle Sch	3	2		7	2		2	3		1	7	4	31	31
58	Roopa Irakam	Ivy GuruKul Online	2				3		3	5		7	1	1	40	40
3	Andrea Bracamonte	American Heritage Planta	4	3		1	1			4				6	46	46
57	Nikhil Kalyanraman	Ivy GuruKul		6		4	4		4	8			3	2	49	49
117	Tajaih Robinson	Success Academy High S		5		2	5					3	4	10	55	56
83	Lily Jiang	Nova 42 Academy		4		3			7	2		6		14	58	63
57	Vinay Panayanchery	Ivy GuruKul	7	7		6	7			7			8	5	65	65
73	Sraavya Pinjala	midvale middle school								6		2		7	69	69
61	Colby Deal	Knox Jr. High					8					4	5	16	71	69
58	Rithwik Guntaka	Ivy GuruKul Online	8	8					6				6	8	72	72
35	Kaden Mattingly	Cross Roads ISD	6						5					12	74	77
105	Keith Lawrence	Scottsdale Preparatory Ac	5											9	77	77
122	April Sun	The Harker School										5		13	77	81
125	Hasnain Ali	The Village School				8								11	80	82
91	Myla Smith	Pines Middle							8					22	80	93
91	Jennifer Richburg	Pines Middle												20	81	83
91	Keara Hardy	Pines Middle												21	81	84
106	Colton Justice	Seminole Middle School												15	81	87
67	Amijah Parker	Lee A. Tolbert Community												17	81	89
62	Brian Feng	Kudos College of Youth L												18	81	90
67	Tylecia Wiley	Lee A. Tolbert Community												19	81	91

Chamber B

Congress Speech Scores

		Session 1	Session 2	Session 3	Session 4	Total
3	Andrea Bracamonte American Heritage Plantati	3 3 4 5	6 5 5 5 4 5	3 5		28
10	Lillian Khanna Bak Middle School of the A	5 6 5 6	6 5	5 5 6 6	5 5	34
35	Kaden Mattingly Cross Roads ISD	4 3 3 3		4 4	4 4	15
57	Nikhil Kalyanraman Ivy GuruKul	3 4	6 6	4 5	4 4 5 5	25
57	Vinay Panayanchery Ivy GuruKul	5 4	5 5	4 5	6 6 5 5	27
58	Roopa Irakam Ivy GuruKul Online	6 4	5 6	4 4 5 5	6 5	27
58	Rithwik Guntaka Ivy GuruKul Online	4 4		4 4	5 5	13
61	Colby Deal Knox Jr. High		4 5	3 4	5 5	14
62	Brian Feng Kudos College of Youth Le:	3 3		3 3		6
67	Amijah Parker Lee A. Tolbert Community /	3 3	4 4 3 3	3 4	4 4	19
67	Tylecia Wiley Lee A. Tolbert Community /	3 3	4 3	3 4	4 4	15
73	Sraavya Pinjala midvale middle school	3 3	4 4	4 5	6 4	17
83	Lily Jiang Nova 42 Academy	4 4	6 4	5 5	6 4	19
91	Jennifer Richburg Pines Middle			3 4		4
91	Myla Smith Pines Middle	3 3		4 4		7
91	Keara Hardy Pines Middle		4 4	3 4		8
105	Keith Lawrence Scottsdale Preparatory Aca	4 4 3 3	4 3	3 4	4 4 4 4	24
106	Colton Justice Seminole Middle School	3 3	4 4	3 4	5 4	16
108	Mehak Batra Sidney Lanier Middle Scho	5 6	5 6	4 5	6 6 5 5	29

Chamber C

Congress Rank Summary

			J1	J2	J3	J4	J5	J6	J7	J8	J9	J10	J11	J12	Adj	Total
84	Luca Zislin	NSU University School	1	6		2	1					1	4	1	34	34
57	Gaurav Karkhanis	Ivy GuruKul	5	7		1	3		6	8		3	3	5	41	41
136	Sakshi Shrivastava	Young Genius Academy	2	5		7	8		2	2			2	7	44	44
10	Brandon Lee	Bak Middle School of the		1		4			3	1			1	8	45	45
39	Sohum Gupta	Dougherty Valley Bridge A					5		5	3		5	5	6	56	56
58	Abiram Ravi Gupta	Ivy GuruKul Online		2		5	7		7			8	8	2	57	57
108	Zack White	Sidney Lanier Middle Sch	3			3				5		2		10	58	59
105	Grace Posorske	Scottsdale Preparatory Ac		3		8	6			4		7		4	59	59
58	Sreekar Madabushi	Ivy GuruKul Online		4					4	7			7	3	61	61
126	Madison Cate	The Weiss School	8			6	4					6	6	9	66	66
83	Mark MacDermott	Nova 42 Academy					2		1					15	66	72
130	Jordan Granda	Velasquez Academy	7							6		4		11	71	73
3	Matthew McCullough	American Heritage Planta	4	8					8					17	74	82
62	Jiwon Chae	Kudos College of Youth L	6											14	78	83
57	Kunal Sharda	Ivy GuruKul												12	81	84
3	Riya Daftary	American Heritage Planta												13	81	85
62	Benny Tong	Kudos College of Youth L												16	81	88
91	Tara Lafontant	Pines Middle												18	81	90
91	Savanah Schaller	Pines Middle												19	81	91

Chamber C

Congress Speech Scores

	Session 1	Session 2	Session 3	Session 4	Total
3 Riya Daftary American Heritage Plantati	6 4	5 4 3 3	4 3	4 3	21
3 Matthew McCullough American Heritage Plantati	6 6 5 5	4 3	4 5 3 3	4 3	28
10 Brandon Lee Bak Middle School of the A	5 5 5 6	5 4	4 4 6 6	6 6	32
39 Sohumi Gupta Dougherty Valley Bridge Ac	6 6	5 5	5 6	6 6	23
57 Gaurav Karkhanis Ivy GuruKul	6 6	5 6 4 4	4 5	6 5 5 6	33
57 Kunal Sharda Ivy GuruKul	5 4	5 3	5 4	4 4	18
58 Abiram Ravi Gupta Ivy GuruKul Online	5 6 5 6	6 4	4 6 5 5	4 4 5 5	37
58 Sreekar Madabushi Ivy GuruKul Online	5 6 5 5	5 3	5 4 4 5	5 5	30
62 Jiwon Chae Kudos College of Youth Le:	6 5 4 4	5 3	5 4 4 5		24
62 Benny Tong Kudos College of Youth Le:	5 4	4 5 3 3	4 4	5 4 4 3	26
83 Mark MacDermott Nova 42 Academy	6 5	4 5	5 4	5 4	21
84 Luca Zislin NSU University School	6 4	6 5 5 5	4 5	6 6 6 5	33
91 Tara Lafontant Pines Middle		5 3		4 3	8
91 Savannah Schaller Pines Middle				4 3	4
105 Grace Posorske Scottsdale Preparatory Acæ	5 6 5 6	5 4	5 4 5 5	5 5 5 5	36
108 Zack White Sidney Lanier Middle Scho	6 4	6 3	4 5	5 5 4 4	25
126 Madison Cate The Weiss School	6 5	6 5 5 5	4 5	5 5 6 4	33
130 Jordan Granda Velasquez Academy	6 5	4 5 3 3	4 4 5 4	4 4 4 3	31
136 Sakshi Shrivastava Young Genius Academy	6 4	5 5 3 3	5 6	5 6 5 6	30

Chamber D

Congress Rank Summary

			J1	J2	J3	J4	J5	J6	J7	J8	J9	J10	J11	J12	Adj	Total
126	Michael Evrard	The Weiss School	2			3	3		1	1		5	5	1	30	30
39	Arshia Mehta	Dougherty Valley Bridge A	8	1		1	2		4	5		6	2	2	31	31
65	Chris Raymond	Lake Highland Preparator	6	5		2	1		6	3		4		3	39	39
108	Michael Yu	Sidney Lanier Middle Sch	4	7			7		2	2		3	1	5	40	40
89	Samuel Steiner	Phoenix Country Day Sch	1	3					3	8		7	3	7	50	50
11	Genevieve Cox	Baker Middle School	3	6		6	4					2	7	9	55	55
105	Andrew Wachtel	Scottsdale Preparatory Ac		4		4				4				6	63	63
122	Andrew Sun	The Harker School	7	2								1		14	64	69
16	Alberto Romero	Belen Jesuit Prep				5	5						8	4	67	67
57	Varun Nair	Ivy GuruKul	5	8		8			7			8		13	72	76
106	Veejay Parsotan	Seminole Middle School							5	6				17	74	82
7	Pramukh Sandilya	Atiiva Academy				7	6							18	76	85
58	Shreya Hegde	Ivy GuruKul Online											4	12	76	79
58	Arya Nalluri	Ivy GuruKul Online								7			6	15	76	82
67	Ericka Scott	Lee A. Tolbert Community					8							8	79	79
67	Mariyah Haliburton	Lee A. Tolbert Community							8					16	80	87
57	Neelofar Tamboli	Ivy GuruKul												10	81	82
84	Andrew Simon	NSU University School												11	81	83
134	Matthew Lee	Wilshire Academy												19	81	91
104	Sofia Martinez	Sawgrass Springs Middle												20	81	92

Chamber D

Congress Speech Scores

		Session 1	Session 2	Session 3	Session 4	Total
7	Pramukh Sandilya Atiiva Academy	3 5	4 5 5 4	6 1	4 4	22
11	Genevieve Cox Baker Middle School	5 6	4 6 6 5	6 3	6 4	27
16	Alberto Romero Belen Jesuit Prep	6 6 4 4	4 5 5 5	6 3	5 4 4 4	34
39	Arshia Mehta Dougherty Valley Bridge Ac	3 4 4 6	6 6 6 6	6 3	5 5 5 5	36
57	Neelofar Tamboli Ivy GuruKul	3 5	5 5	6 2	4 3 3 3	20
57	Varun Nair Ivy GuruKul	5 6	6 5	6 3	5 3	21
58	Shreya Hegde Ivy GuruKul Online	3 4			4 5	9
58	Arya Nalluri Ivy GuruKul Online	3 5	4 5	6 3	4 4	18
65	Chris Raymond Lake Highland Preparatory	4 3 5 5	5 5 6 6	6 6 4 4	5 3	35
67	Erica Scott Lee A. Tolbert Community /	3 4	4 4 5 4	6 2	3 3	20
67	Mariyah Haliburton Lee A. Tolbert Community /	3 4		6 2	3 3	11
84	Andrew Simon NSU University School	3 4	4 5	6 2	4 3	17
89	Samuel Steiner Phoenix Country Day Scho	5 4 5 5	5 6	6 6 2 3	4 5	30
104	Sofia Martinez Sawgrass Springs Middle S		3 4			4
105	Andrew Wachtel Scottsdale Preparatory Aca	3 3 5 5	6 5 5 5	6 6 4 4	3 4 3 4	36
106	Veejay Parsotan Seminole Middle School	3 5	4 5	6 6 3 4	3 3	22
108	Michael Yu Sidney Lanier Middle Scho	5 6	3 6	5 6 5 5	6 5 5 5	33
122	Andrew Sun The Harker School	4 3 5 5	6 6	6 3	6 4	25
126	Michael Evrard The Weiss School	4 5 4 5	6 5 5 6	6 6 5 5	5 6 4 5	44

Declamation

NSDA Middle School Nationals 2016

Code	Name	School	Prelims					Cume	Qtr	Cume	Semi	Cume	Final	Cume									
2	Kaleb Anderson	Alice Deal Middle School	5	6	6	5	7	29															
2	Savannah Waymer	Alice Deal Middle School	1	6	4	1	5	17															
5	Erin McDermott	Arlington Independents	3	3	1	3	1	11	6	4	6	16											
10	Nirmit Chandan	Bak Middle School of the Ar	6	7	1	5	5	24															
10	Milani Gosman	Bak Middle School of the Ar																					
12	Isabel Gonzalez	Banquete HS	6	6	7	6	3	28															
13	Isabelle Chiu	Basis Independent Silicon V	2	4	1	7	4	18															
13	Mohan Morusupalli	Basis Independent Silicon V	7	3	6	3	1	20															
13	Anirudh Natarajan	Basis Independent Silicon V	2	7	2	1	1	13	3	6	5	14											
19	Ava Anderson	Bible Center School	5	6	7	5	4	27															
22	Ruthie Kesri	Bowling Green Junior High	2	3	2	2	1	10	5	1	4	10											
22	Leah Tabor	Bowling Green Junior High	3	3	4	4	2	16															
22	Darby Tassell	Bowling Green Junior High	4	2	4	5	6	21															
22	Truman Tinius	Bowling Green Junior High	4	3	3	3	3	16															
28	Julia Craciun	Chaparral Star Academy	3	1	3	1	1	9	2	3	1	6	3	5	1	9	1	5	2	4	5	17	4th
28	Oliver Fairbanks	Chaparral Star Academy	6	3	5	7	5	26															
28	Olivia Herrera	Chaparral Star Academy	2	1	3	3	2	11	6	5	6	17											
28	Isaac Kliewer	Chaparral Star Academy	1	1	2	5	3	12	5	2	6	13											
31	Kalea Lou Borja	CNMI NJSDA	5	5	4	2	6	22															
31	Inyoung (Esther) Kim	CNMI NJSDA	7	7	7	4	6	31															
31	Bina Mary Reyes	CNMI NJSDA	7																				
31	Jonathan L.S. Wolf	CNMI NJSDA	4	1	5	2	1	13	4	2	3	9	2	5	2	9	5	6	1	1	1	14	1st
36	Sandra Boyake	Democracy Prep	4	4	1	3	3	15	6	5	6	17											
39	Shaurya Nyamagoudar	Dougherty Valley Bridge Ac	5	4	5	6	7	27															
46	Jay Dadwal	Flintridge Preparatory Scho	5	7	1	4	7	24															
46	Maya Khurana	Flintridge Preparatory Scho	1	2	5	1	1	10	1	4	2	7	5	4	5	14							
52	Kylan Chen	Hua Xia Chinese School Ka	4	6	6	6	6	28															
52	Karen Sun	Hua Xia Chinese School Ka	2	5	7	4	5	23															
52	Matthew Yekell	Hua Xia Chinese School Ka	6	2	6	6	4	24															
57	Tania Copparam	Ivy GuruKul	7	7	5	4	4	27															
57	Rahul Gopu	Ivy GuruKul	3	5	6	3	6	23															
57	Sonika Kotha	Ivy GuruKul	1	1	1	2	5	10	6	6	3	15											
57	Joshua Samuel	Ivy GuruKul	1	4	3	3	5	16															
58	Anson Aerath	Ivy GuruKul Online	3	2	5	1	2	13	4	6	5	15											
58	Neha Gardilla	Ivy GuruKul Online	2	2	1	3	1	9	3	5	5	13											
58	Deepa Irakam	Ivy GuruKul Online	1	1	3	4	3	12	5	6	5	16											
58	Neha Kalyanraman	Ivy GuruKul Online	6	7	7	3	6	29															
58	Shreya Thalvayapati	Ivy GuruKul Online	5	6	4	2	7	24															
75	Kiran Biddinger	Milton Academy Middle Sch	4	4	2	3	2	15															
75	Maya Bokhari	Milton Academy Middle Sch	4	1	3	1	2	11	2	4	2	8	5	3	2	10	2	1	3	3	6	15	2nd
75	Brian Bowman	Milton Academy Middle Sch	5	1	2	2	2	12	5	2	3	10											
75	Thea Chung	Milton Academy Middle Sch	2	2	2	5	4	15															
75	Caroline Wilson	Milton Academy Middle Sch	1	4	4	3	7	19															
77	Aya Bourkkadi	Morocco Aggregate School	3	7	5	7	7	29															
84	Avah Dickinson	NSU University School	5	6	5	6	6	28															
84	Kailynn Fleches	NSU University School	6	5	5	4	6	26															

Declamation

NSDA Middle School Nationals 2016

Code	Name	School	Prelims					Cume	Qtr	Cume	Semi	Cume	Final	Cume									
84	Eden Hebron	NSU University School	6	5	6	6	6	29															
84	Romy Peretz	NSU University School	5	5	5	5	6	26															
89	Olivia Boscardin	Phoenix Country Day Schoc	3	4	2	1	3	13	4	2	2	8	4	2	3	9	6	2	6	5	2	21	5th
89	Anna DeFilippis	Phoenix Country Day Schoc	1	6	4	5	2	18															
89	Griffin Freret	Phoenix Country Day Schoc	1	2	1	2	2	8	3	1	4	8	6	1	4	11							
89	Ryan Horlick	Phoenix Country Day Schoc	1	5	3	1	2	12	4	3	1	8	4	1	4	9							
89	Caroline Moriarty	Phoenix Country Day Schoc	4	2	3	4	4	17															
89	Neil Patil	Phoenix Country Day Schoc	1	1	1	1	4	8	1	3	1	5	1	2	3	6	3	4	5	6	3	21	6th
89	Kirtana Roopan	Phoenix Country Day Schoc	3	2	6	5	2	18															
97	Jill Humke	Raymore-Peculiar East Mid	2	4	1	6	5	18															
97	Kayla Williams	Raymore-Peculiar East Mid	2	6	4	6	3	21															
104	Jaliah Floyd	Sawgrass Springs Middle S	7	7	6	7	7	34															
108	Ysabelle Broderson	Sidney Lanier Middle Schoc	3	1	1	4	1	10	1	1	3	5	3	3	1	7	4	3	4	2	4	17	3rd
108	Safia Khan	Sidney Lanier Middle Schoc	2	6	5	2	2	17															
108	Erin Mee	Sidney Lanier Middle Schoc	5	1	7	6	3	22															
108	Arianna Zhao	Sidney Lanier Middle Schoc	5	5	3	6	1	20															
111	Shivani Vazirani	St Andrew's Episcopal Schc	7	5	3	6	5	26															
121	Apurva Aluru	The Golden State Academy	7	3	2	5	5	22															
121	Kaushik Jasti	The Golden State Academy	7	3	4	1	3	18															
121	Anoohya Panidapu	The Golden State Academy	6	3	2	1	3	15	3	5	4	12											
121	Apoorva Panidapu	The Golden State Academy	6	5	4	4	2	21															
121	Shreya Rallabandi	The Golden State Academy	2	3	3	1	4	13	1	4	2	7	2	6	5	13							
121	Kriti Vajjhula	The Golden State Academy	7	3	7	4	3	24															
122	Rishi Jain	The Harker School	4	4	7	7	7	29															
122	Arusha Patil	The Harker School	3	4	2	2	7	18															
122	Nikki Solanki	The Harker School	1	4	4	3	1	13	2	1	4	7	1	4	6	11							
123	Tatum Schutt	The Independence School	6	7	7	5	4	29															
125	Hajra Alvi	The Village School	4	1	1	7	5	18															
125	Vaani Gupta	The Village School	6	6	6	2	5	25															
125	Shreya Mehta	The Village School	3	5	6	2	3	19															
125	Evan Wilson	The Village School	2	4	6	7	7	26															
130	Dorothy Vasantachart	Velasquez Academy	4	6	2	2	1	15	2	3	1	6	6	6	6	18							
134	Ashley Jung	Wilshire Academy	4	2	2	6	6	20															
134	Emily Kim	Wilshire Academy	6	2	5	4	4	21															
134	Hannah Kim	Wilshire Academy	5	2	6	7	4	24															
134	Irene Kim	Wilshire Academy	7	5	3	7	5	27															
135	Sanibel Harper	Wisconsin Connections Aca	3	3	4	5	4	19															

Dramatic Interpretation

NSDA Middle School Nationals 2016

Code	Name	School	Prelims					Cume	Qtr	Cume	Semi			Cume	Final					Cume			
2	Savannah Waymer	Alice Deal Middle School	7	7	3	6	6	29															
9	Emilie Sung	Autonomy Debate School	6	7	6	4	4	27															
11	Cate Jones	Baker Middle School	2	5	3	3	5	18															
13	Sruthi Bhamidipati	Basis Independent Silicon V	6	1	5	5	7	24															
13	Mohan Morusupalli	Basis Independent Silicon V	4	4	6	3	3	20															
13	Anirudh Natarajan	Basis Independent Silicon V	6	5	5	2	7	25															
13	Romina Parimi	Basis Independent Silicon V	7	7	3	3	6	26															
13	Eesha Singh	Basis Independent Silicon V	5	3	5	6	4	23															
17	Ronan Brew	Benilde-St.Margaret's High	1	2	1	3	2	9	2	3	1	6	1	2	6	9	5	3	5	4	3	20	5th
19	Ava Anderson	Bible Center School	4	1	2	5	3	15	6	2	6	14											
23	Colby Menefee	Buffalo High School	4	2	4	7	3	20															
27	Katy Lin	Carroll Middle Schools	5	5	3	4	2	19															
27	Anna Ponzo	Carroll Middle Schools	5	6	4	7	5	27															
27	Manan Singh	Carroll Middle Schools	6	5	7	7	6	31															
27	Andrew Wan	Carroll Middle Schools	1	6	6	6	7	26															
28	Ruby Gaona	Chaparral Star Academy	4	4	3	4	6	21															
28	Olivia Herrera	Chaparral Star Academy	2	1	1	1	7	12	5	3	1	9	4	1	4	9	6	6	6	6	6	30	6th
28	Elise Little	Chaparral Star Academy	2	2	2	1	2	9	1	2	2	5	2	4	3	9	1	1	1	1	1	5	1st
28	Denver Wydermyer	Chaparral Star Academy	3	3	3	3	4	16															
30	Christian Camberos	Classen SAS	7	7	7	6	6	33															
30	Gabrielle Guyse	Classen SAS	7	6	5	7	7	32															
31	Deirdre Mae P. Rosete	CNMI NJSDA	3	5	6	2	5	21															
32	Trinity Mikel	Computech Middle School	4	6	5	2	5	22															
32	Reagan Redding	Computech Middle School	7	3	7	5	6	28															
36	Farrah Culmer	Democracy Prep	6	4	4	6	6	26															
46	Jay Dadwal	Flintridge Preparatory Schol	7	5	4	5	6	27															
52	Matthew Yekell	Hua Xia Chinese School Ka	3	4	4	6	4	21															
60	Jude Barakat	Kent Denver	4	2	2	6	1	15	5	5	1	11											
75	Cori DeLano	Milton Academy Middle Sch	1	3	2	3	2	11	1	4	5	10	5	2	3	10							
75	Isabelle (Izzy) Dupre	Milton Academy Middle Sch	1	1	2	1	2	7	4	2	3	9	5	3	2	10							
75	Charlotte (Carli) Gilson	Milton Academy Middle Sch	1	6	3	4	2	16	5	6	5	16											
84	Camilla Maionica	NSU University School	2	3	1	1	1	8	3	5	3	11											
84	Alex Silver	NSU University School	7	4	7	6	7	31															
89	Semeon Afework	Phoenix Country Day Schoc	4	4	4	1	1	14	2	5	3	10											
89	Olivia Boscardin	Phoenix Country Day Schoc	1	5	3	4	3	16															
89	Arthi Macherla	Phoenix Country Day Schoc	2	1	2	3	4	12	1	1	4	6	1	5	6	12							
89	Bennett Montrose	Phoenix Country Day Schoc	6	2	7	1	5	21															
89	Caroline Moriarty	Phoenix Country Day Schoc	5	7	6	4	6	28															
89	George Nassar	Phoenix Country Day Schoc	5	4	3	2	5	19															
92	Nathan Berner	Pioneer Middle	4	1	4	3	3	15	4	6	4	14											
97	Abby Ball	Raymore-Peculiar East Mid	3	5	2	2	1	13	6	1	6	13											
101	Kayla Turner	Sacred Heart High School, I	3	3	1	3	1	11	2	4	5	11											
102	Mafer Benavides	Saint Mary's Hall	1	2	1	1	1	6	3	1	4	8	3	4	2	9	3	5	3	3	4	18	4th
102	Caroline Coley	Saint Mary's Hall	2	3	6	7	2	20															
102	Izzy Hackney	Saint Mary's Hall	2	6	4	4	3	19															
102	Emma Tucker	Saint Mary's Hall	4	5	4	5	4	22															

Dramatic Interpretation

NSDA Middle School Nationals 2016

Code	Name	School	Prelims					Cume	Qtr			Cume	Semi			Cume	Final					Cume		
102	John David Walls	Saint Mary's Hall	3	3	2	2	4	14	5	6	4	15												
105	Kaitlyn Hohl	Scottsdale Preparatory Acad	3	5	4	6	4	22																
106	Cameron Malek	Seminole Middle School	6	4	6	6	5	27																
108	Emma Barrall	Sidney Lanier Middle Schoc	1	1	5	4	2	13	3	4	3	10	3	6	5	14								
108	Melony Davis	Sidney Lanier Middle Schoc	6	2	2	4	4	18																
108	Safia Khan	Sidney Lanier Middle Schoc	5	6	7	7	5	30																
108	Amalia Nichols	Sidney Lanier Middle Schoc	5	6	6	4	3	24																
108	Kristen Salinas	Sidney Lanier Middle Schoc	1	1	1	1	3	7	6	2	6	14												
108	Lucy Wu	Sidney Lanier Middle Schoc	3	3	5	5	4	20																
114	Catherine Bauer	St. Rita school	4	2	2	3	5	16																
120	Maria Bakhmetyeva	The Bear Creek School	5	2	3	2	3	15	6	6	6	18												
121	Ayush Agarwal	The Golden State Academy	2	1	1	2	2	8	3	3	2	8	4	5	1	10	2	2	2	5	5	16	2nd	
121	Sherwin Lai	The Golden State Academy	3	1	1	1	2	8	2	1	2	5	2	6	1	9	4	4	4	2	2	16	3rd	
121	Swetha Naidu	The Golden State Academy	1	4	1	2	1	9	4	3	2	9	6	1	4	11								
121	Niitiggya Taneja	The Golden State Academy	2	2	5	1	6	16	4	5	5	14												
122	Rhea Nanavati	The Harker School	6	7	6	5	5	29																
122	Nikki Solanki	The Harker School	2	3	1	2	1	9	1	4	1	6	6	3	5	14								
134	Alex Chon	Wilshire Academy	6	7	5	7	7	32																
134	Ashley Jung	Wilshire Academy	5	6	7	5	1	24																
134	Gina Kim	Wilshire Academy	3	6	5	5	1	20																
135	David Utrie	Wisconsin Connections Aca	5	4	6	5	3	23																

Duo Interp

NSDA Middle School Nationals 2016

Code	Name	School	Prelims					Cume	Semi			Cume	Final					Cume	
2	Savannah Waymer Iona Volynets	Alice Deal Middle School	4	4	3	3	3	17											
10	Mara Vaknin Kyle Ahern	Bak Middle School of the Ar	1	4	6	7	3	21											
10	Kevin Ahern Sasha Monaco	Bak Middle School of the Ar	5	3	1	5	4	18											
13	Sruthi Bhamidipati Anirudh Natarajan	Basis Independent Silicon V	2	7	4	1	5	19											
13	Aparna Kumar Eesha Singh	Basis Independent Silicon V	4	4	5	5	2	20											
22	Leah Tabor Truman Tinius	Bowling Green Junior High	6	2	4	1	1	14											
28	Olivia Herrera Ruby Gaona	Chaparral Star Academy	7	6	3	4	1	21											
28	Elise Little Isaac Kliewer	Chaparral Star Academy	1	4	3	5	3	16											
31	Nina Lauren F. Valdisimo Esther Jones	CNMI NJSDA	3	6	2	1	5	17											
32	Rafael Bryant Estepan Benitez	Computech Middle School	7	5	7	6	6	31											
32	Elyssa Eversole Kamelia Goodarzi	Computech Middle School	6	3	6	6	3	24											
32	Isaak Perez Christian Marhenke	Computech Middle School	3	4	5	6	6	24											
39	Meera Bathwal Shobha Joneja	Dougherty Valley Bridge Ac	4	6	7	5	7	29											
40	Aliana Cortinas Jenny Alvarado	E. A. Olle Middle School	6	2	4	6	6	24											
75	Grant Robinson Cori DeLano	Milton Academy Middle Sch	2	4	5	3	5	19											
75	Virginia (Ginny) Barrett Isabelle (Izzy) Dupre	Milton Academy Middle Sch	4	1	1	2	1	9	2	5	3	10	5	2	6	5	5	23	5th
75	Alexandra (Ally) Morse Garvin McLaughlin	Milton Academy Middle Sch	3	3	4	4	3	17											
75	Isabel Alex Benjamin Simpson	Milton Academy Middle Sch	2	2	2	1	2	9	3	1	2	6	6	5	5	6	6	28	6th
77	Aya Bourkkadi Salsabil Jebari	Morocco Aggregate School	4	6	4	4	4	22											
81	Emma Green Olivia Neulight	New West Charter School	1	5	2	4	4	16											
84	Faraaz Sadruddin Sivan Ben-David	NSU University School	7	1	2	3	2	15											
84	Emma Pereda Avah Dickinson	NSU University School	5	4	6	6	4	25											
84	Clarissa Zisman Kailynn Fleches	NSU University School	3	5	6	4	5	23											
84	Eden Hebron Romy Peretz	NSU University School	5	6	4	2	5	22											
89	Caroline Moriarty Anna DeFilippis	Phoenix Country Day Schoc	1	3	3	2	3	12	6	4	6	16							
89	Griffin Freret Darwin Harriss	Phoenix Country Day Schoc	2	2	2	4	1	11	5	2	3	10	4	1	3	2	3	13	3rd
89	John Moore Ryan Horlick	Phoenix Country Day Schoc	1	1	1	1	1	5	4	2	1	7	3	4	4	4	1	16	4th

Duo Interp

NSDA Middle School Nationals 2016

Code	Name	School	Prelims					Cume	Semi			Cume	Final					Cume
89	Ethan Lambert Hampton Kohler	Phoenix Country Day Schoc	3	1	2	3	5	14										
89	Kirtana Roopan Arthi Macherla	Phoenix Country Day Schoc	5	1	1	2	3	12	5	6	6	17						
89	Olivia Boscardin Bennett Montrose	Phoenix Country Day Schoc	2	1	4	1	1	9	1	3	1	5	2	3	2	3	2	12
89	George Nassar Neil Patil	Phoenix Country Day Schoc	3	3	6	6	1	19										
96	Hannah Stuart Isaiah Enevoldsen	Raymond Central High Schu	6	5	5	7	6	29										
97	Alec Heriford Alex Shelton	Raymore-Peculiar East Mid	3	5	4	3	4	19										
97	Jill Humke Paige Whitney	Raymore-Peculiar East Mid	2	2	3	2	4	13										
97	Kayla Williams Samantha Williams	Raymore-Peculiar East Mid	5	5	5	2	7	24										
97	Abby Ball McKenna Wilson	Raymore-Peculiar East Mid	2	3	7	5	6	23										
97	Ella Schnake Larissa Wratney	Raymore-Peculiar East Mid	1	2	3	2	3	11	3	3	4	10						
98	Katelyn Blair Reagan Denny	Riverbend Elementary Schc	4	5	7	3	6	25										
102	Mafer Benavides Caroline Coley	Saint Mary's Hall	4	2	6	1	6	19										
102	Spaulding Bingaman Laura French	Saint Mary's Hall	2	1	1	2	3	9	6	4	5	15						
102	Jay Paliwal Yash Pamar	Saint Mary's Hall	3	6	5	7	7	28										
102	Raj Talukdar John David Walls	Saint Mary's Hall	7	6	3	5	7	28										
104	Samantha Alicea Adriana Lamadrid	Sawgrass Springs Middle S	6	7	2	6	4	25										
108	Emily Ramirez Sarah Birenbaum	Sidney Lanier Middle Schoc	5	7	5	7	2	26										
108	Yazan Numan Olivia Cooper	Sidney Lanier Middle Schoc	5	2	6	2	5	20										
108	Will Derden Cristian Gonzalez	Sidney Lanier Middle Schoc	4	4	1	6	2	17										
108	Lucy Ding Lucy Wu	Sidney Lanier Middle Schoc	1	3	3	3	6	16										
108	Amalia Nichols Angela Yokley	Sidney Lanier Middle Schoc	6	5	3	4	4	22										
121	Swetha Naidu Ayush Agarwal	The Golden State Academy	1	1	1	1	2	6	1	1	2	4	1	6	1	1	4	13
121	Kriti Vajjhula Apuva Aluru	The Golden State Academy	3	1	1	3	1	9	2	6	5	13						
121	Tavish Mohanti Naman Dandia	The Golden State Academy	2	6	1	5	1	15										
121	Sherwin Lai Jedd Miguel	The Golden State Academy	1	3	2	3	2	11	4	5	4	13						
121	Anoohya Panidapu Apoorva Panidapu	The Golden State Academy	6	7	6	1	6	26										
125	Hajra Alvi Kiara Vaz	The Village School	4	2	2	4	4	16										

1st

2nd

Duo Interp

NSDA Middle School Nationals 2016

Code	Name	School	Prelims					Cume	Semi	Cume	Final	Cume
125	Isabella Castro Evan Wilson	The Village School	5	4	5	5	2	21				
134	Hannah Kim Irene Kim	Wilshire Academy	6	6	6	5	5	28				
134	Casey Kim Hye Lynn Suh	Wilshire Academy	6	5	4	6	5	26				
135	Sanibel Harper David Utrie	Wisconsin Connections Aca	5	3	5	4	2	19				

Extemporaneous Speaking

NSDA Middle School Nationals 2016

Code	Name	School	Prelims				Cume	Semi			Cume	Final				Cume			
1	Anthony Tai	Albion Middle School	5	7	4	6	6	28											
2	Jonah Docter-Loeb	Alice Deal Middle School	5	1	6	7	5	24											
2	Alex Holmes	Alice Deal Middle School	2	3	5	5	3	18											
2	Iona Volynets	Alice Deal Middle School	6	7	6	7	5	31											
7	Manasi Garg	Atiiva Academy	5	5	7	6	6	29											
7	Audrey Lee	Atiiva Academy	4	3	2	6	5	20											
7	Aindri Patra	Atiiva Academy	2	2	6	1	1	12	6	4	2	12							
11	Evan Hsiang	Baker Middle School	6	6	7	6	7	32											
21	Kevin Wang	Bowditch Middle School	2	3	1	5	2	13	5	3	4	12							
27	Srinath Nandigam	Carroll Middle Schools	7	7	5	7	6	32											
28	Hanna Herbowy	Chaparral Star Academy	1	1	4	4	2	12	3	6	5	14							
28	Bryson Vogel	Chaparral Star Academy	4	5	4	5	5	23											
30	Matthew McQuiston	Classen SAS	1	4	4	3	3	15											
31	Hyunin (Harry) Noh	CNMI NJSDA	6	2	4	1	4	17											
39	Puja Oak	Dougherty Valley Bridge Ac	7	5	1	3	2	18											
39	Anjani Pangal	Dougherty Valley Bridge Ac	2	2	3	6	1	14											
42	Lucca Figari	Edina High School	4	4	1	4	1	14	4	5	1	10							
42	Theo Teske	Edina High School	2	2	1	1	1	7	2	4	1	7	1	1	1	1	2	6	1st
47	Alex Pellicane	Fluvanna County High Schc	2	4	2	3	3	14											
52	Danny Tang	Hua Xia Chinese School Ka	1	1	2	1	1	6	2	2	6	10	5	6	5	3	5	24	5th
54	Ryan Callister	Indian Hills Middle School	7	6	6	5	7	31											
78	Logan Rose	Mount Jordan Middle Schoc	7	6	7	6	7	33											
78	Tanner Weight	Mount Jordan Middle Schoc	6	7	7	7	7	34											
81	Elijah Levinsohn	New West Charter School	3	3	2	3	6	17											
84	Veronica Bloomberg	NSU University School	1	2	3	4	5	15											
84	Emma Pereda	NSU University School	6	6	4	2	2	20											
86	Ian Burns	Oak Hall	4	4	4	4	6	22											
86	Esha Patel	Oak Hall	5	2	3	4	6	20											
89	Pierce Florey	Phoenix Country Day Schoc	3	4	1	2	4	14											
89	Darwin Harriss	Phoenix Country Day Schoc	1	1	1	2	2	7	1	5	2	8	2	2	2	4	3	13	2nd
102	Lexi Dalrymple	Saint Mary's Hall	3	5	3	5	3	19											
104	Christie Alvarez	Sawgrass Springs Middle S	7	6	7	7	7	34											
105	Pranav Tangallpalli	Scottsdale Preparatory Aca	5	6	5	4	2	22											
107	Ayla Peterson	SHAW Montessori	6	7	7	7	3	30											
108	Zain Ashraf	Sidney Lanier Middle Schoc	3	4	6	3	5	21											
108	Lucy Ding	Sidney Lanier Middle Schoc	3	1	3	2	2	11	3	6	6	15							
108	Ben Erdmann	Sidney Lanier Middle Schoc	6	3	3	4	4	20											
108	Pranav Konduri	Sidney Lanier Middle Schoc	1	3	1	2	1	8	1	3	4	8	3	3	6	2	4	18	3rd
108	Ioana Nechiti	Sidney Lanier Middle Schoc	4	1	2	1	1	9	5	1	3	9	6	5	4	5	6	26	6th
108	Maha Rahman	Sidney Lanier Middle Schoc	3	1	3	1	4	12	6	2	3	11							

Extemporaneous Speaking

NSDA Middle School Nationals 2016

Code	Name	School	Prelims					Cume	Semi			Cume	Final					Cume	
108	Jonah Webster	Sidney Lanier Middle Schoc	5	4	6	3	5	23											
128	Zack Martin	Union High School	4	6	2	5	4	21											
128	Gregory Pitts	Union High School	3	7	5	6	3	24											
134	Samuel Eun	Wilshire Academy	5	5	6	5	6	27											
134	Dean Kim	Wilshire Academy	4	3	5	2	7	21											
134	Kevin Kim	Wilshire Academy	2	5	5	2	3	17											
134	Patrick Kim	Wilshire Academy	1	2	2	1	4	10	4	1	5	10	4	4	3	6	1	18	4th
134	Alison Moon	Wilshire Academy	7	5	5	3	4	24											

Humorous Interpretation

NSDA Middle School Nationals 2016

Code	Name	School	Prelims					Cume	Qtr	Cume	Semi	Cume	Final	Cume								
3	Anika Dham	American Heritage Plantatic	5	1	6	7	4	23														
4	Zahra Washington	Argumentation and Commu	7	7	7	6	7	34														
8	Olivia Wetzel	Audience of One Forensics	5	5	6	4	6	26														
10	Kyle Ahern	Bak Middle School of the Ar	6	1	7	6	4	24														
10	Milani Gosman	Bak Middle School of the Ar	3	2	4	1	1	11	3	4	2	9										
11	Cate Jones	Baker Middle School	6	6	4	7	5	28														
14	Kya Christiansen	Beaver High School	3	4	6	6	5	24														
19	Ava Anderson	Bible Center School	7	5	4	5	3	24														
22	Leah Tabor	Bowling Green Junior High :	5	2	3	4	5	19														
22	Darby Tassell	Bowling Green Junior High :	2	5	3	1	6	17	6	6	6	18										
22	Truman Tinius	Bowling Green Junior High :	3	4	5	2	6	20														
27	Bart Musser	Carroll Middle Schools	4	2	4	4	7	21														
27	Manan Singh	Carroll Middle Schools	7	7	7	7	7	35														
28	Julia Craciun	Chaparral Star Academy	1	1	2	1	2	7	5	6	6	17										
28	Oliver Fairbanks	Chaparral Star Academy	4	6	2	1	2	15	6	5	4	15										
28	Ruby Gaona	Chaparral Star Academy	2	1	5	7	4	19														
28	Isaac Kliewer	Chaparral Star Academy	2	3	2	2	5	14	5	4	5	14										
30	Amaris Haley	Classen SAS	6	7	6	6	7	32														
31	Rownel Jody Coloma	CNMI NJSDA	7	5	5	3	5	25														
31	Kate Ishida	CNMI NJSDA	3	2	4	3	4	16	4	5	4	13										
31	Esther Park	CNMI NJSDA	4	4	7	6	4	25														
31	Jin Seok (James) Park	CNMI NJSDA	2	4	2	5	2	15	3	3	2	8	4	2	6	12						
31	Jonathan L.S. Wolf	CNMI NJSDA	2	1	1	2	2	8	1	4	1	6	3	4	4	11	4	4	6	3	1	18
32	Laura Heyano	Computech Middle School	6	5	6	7	6	30														
33	Rebecca Schatte	Concordia High School	4	2	5	7	4	22														
36	Sandra Boyake	Democracy Prep	6	2	3	7	3	21														
36	Campbell Waters	Democracy Prep	3	7	7	6	1	24														
48	Olivia Noyd	FMS	7	7	6	5	7	32														
58	Ganapathi Bhandaru	Ivy GuruKul Online	7																			
60	Jude Barakat	Kent Denver	2	2	3	3	2	12	5	6	4	15										
62	Sherry Li	Kudos College of Youth Lea	5	6	5	3	4	23														
75	Thea Chung	Milton Academy Middle Sch	2	4	5	3	5	19														
75	Miranda Paiz	Milton Academy Middle Sch	5	2	2	5	3	17														
75	Grant Robinson	Milton Academy Middle Sch	3	5	3	3	3	17														
75	Cody Waterfall	Milton Academy Middle Sch	1	3	4	2	5	15	3	1	5	9	2	3	5	10	5	6	4	4	5	24
84	Sivan Ben-David	NSU University School	2	4	1	2	1	10	1	2	3	6	3	5	4	12	2	2	5	6	6	21
84	Evan Eigarsh	NSU University School	1	2	1	1	1	6	2	2	3	7	1	1	2	4	3	3	1	2	3	12
84	Faraaz Sadruddin	NSU University School	4	1	2	2	1	10	4	2	3	9	6	6	2	14						
84	Clarissa Zisman	NSU University School	2	6	2	6	5	21														
89	Griffin Freret	Phoenix Country Day Schoc	1	1	1	1	1	5	2	6	1	9	5	3	5	13						
89	Bennett Montrose	Phoenix Country Day Schoc	4	3	4	3	2	16	6	5	6	17										
89	Neil Patil	Phoenix Country Day Schoc	1	3	2	3	2	11	6	4	5	15										
95	McKenzie Monk	Prattville Christian Academy	6	4	5	6	5	26														
97	Maddie Kort	Raymore-Peculiar East Mid	3	7	5	6	1	22														
97	Ella Schnake	Raymore-Peculiar East Mid	1	1	1	1	1	5	2	3	1	6	2	4	3	9	1	1	2	1	2	7
102	Spaulding Bingaman	Saint Mary's Hall	1	3	1	1	1	7	2	2	3	7	5	6	1	12						

3rd

6th

4th

2nd

1st

Humorous Interpretation

NSDA Middle School Nationals 2016

Code	Name	School	Prelims					Cume	Qtr				Cume	Semi			Cume	Final					Cume
102	Laura French	Saint Mary's Hall	3	3	1	3	3	13	5	3	6	14											
102	Izzy Hackney	Saint Mary's Hall	5	4	4	5	3	21															
102	Devika Kumar	Saint Mary's Hall	7	4	5	2	5	23															
102	Yash Pamar	Saint Mary's Hall	7	3	2	2	2	16	4	5	4	13											
102	Raj Talukdar	Saint Mary's Hall	5	6	6	5	7	29															
108	Sarah Birenbaum	Sidney Lanier Middle Schoc	1	4	3	4	6	18															
108	Ben Erdmann	Sidney Lanier Middle Schoc	4	6	7	5	6	28															
108	Arianna Zhao	Sidney Lanier Middle Schoc	7	3	4	5	3	22															
111	Shivani Vazirani	St Andrew's Episcopal Schc	5	6	7	4	7	29															
121	Ayush Agarwal	The Golden State Academy	4	1	2	2	3	12	4	3	2	9											
121	Naman Dandia	The Golden State Academy	3	5	3	4	3	18															
121	Kaushik Jasti	The Golden State Academy	5	3	1	1	2	12	1	1	1	3	4	2	6	12							
121	Jedd Miguel	The Golden State Academy	4	3	1	6	6	20															
121	Tavish Mohanti	The Golden State Academy	6	2	1	4	2	15	1	1	5	7	1	1	1	3	6	5	3	5	4	23	5th
122	Aaditya Gulati	The Harker School	3	1	6	3	6	19															
125	Isabella Castro	The Village School	6	5	3	5	4	23															
125	Shreya Mehta	The Village School	6	6	4	5	6	27															
128	Zack Martin	Union High School	4	7	3	4	4	22															
128	Gregory Pitts	Union High School	5	6	6	4	7	28															
134	Gina Kim	Wilshire Academy	1	5	3	1	1	11	3	1	2	6	6	5	3	14							
134	Irene Kim	Wilshire Academy	6	7	7	7	6	33															
134	Hye Lynn Suh	Wilshire Academy	1	5	5	4	4	19															
135	Sanibel Harper	Wisconsin Connections Aca	2	6	6	2	3	19															

Impromptu Speaking

NSDA Middle School Nationals 2016

Code	Name	School	Prelims					Cume	Qtr	Cume	Semi	Cume	Final	Cume									
1	Adam Clawson	Albion Middle School	6	6	6	7	5	30															
2	Kaleb Anderson	Alice Deal Middle School	6	3	4	7	2	22															
2	Jonah Docter-Loeb	Alice Deal Middle School	4	2	2	2	2	12	3	2	1	6	6	6	6	18							
2	Alex Holmes	Alice Deal Middle School	5	4	5	2	6	22															
4	Gina Bae	Argumentation and Commu	4	3	2	5	3	17															
4	Yasmin Lacerda	Argumentation and Commu	6	1	2	6	5	20															
4	Ashley Moon	Argumentation and Commu	1	6	2	5	2	16															
7	Aindri Patra	Atiiva Academy	2	2	5	2	6	17															
10	Ervin Williams	Bak Middle School of the Ar	1	2	1	2	1	7	3	1	2	6	5	4	3	12							
11	Evan Hsiang	Baker Middle School	7	7	7	5	7	33															
12	Isabel Gonzalez	Banquete HS	2	3	4	3	4	16															
22	Ruthie Kesri	Bowling Green Junior High	6	3	2	3	3	17															
22	Nick Martin	Bowling Green Junior High	7	4	3	6	5	25															
27	Katy Lin	Carroll Middle Schools	2	2	5	3	7	19															
27	Bart Musser	Carroll Middle Schools	5	7	6	6	6	30															
27	Srinath Nandigam	Carroll Middle Schools	3	6	4	6	6	25															
27	Anna Ponzo	Carroll Middle Schools	5	4	4	6	4	23															
28	Hanna Herbowy	Chaparral Star Academy	1	1	1	3	2	8	3	3	3	9	4	5	1	10	2	3	1	4	1	11	1st
28	Bryson Vogel	Chaparral Star Academy	6	7	4	6	6	29															
30	Amaris Haley	Classen SAS	6	6	5	5	7	29															
30	Matthew McQuistion	Classen SAS	3	5	5	5	6	24															
31	Kalea Lou Borja	CNMI NJSDA	5	4	3	4	3	19															
31	Victoria Dela Cruz	CNMI NJSDA	5	6	2	2	7	22															
31	Hyunin (Harry) Noh	CNMI NJSDA	5	4	3	4	5	21															
39	Meera Bathwal	Dougherty Valley Bridge Ac	2	1	1	4	2	10	5	3	6	14											
39	Shobha Joneja	Dougherty Valley Bridge Ac	3	5	3	5	1	17															
39	Shaurya Nyamagoudar	Dougherty Valley Bridge Ac	5	7	2	5	5	24															
39	Anjani Pangal	Dougherty Valley Bridge Ac	1	4	1	1	2	9	4	5	6	15											
45	Neha Nataraju	Falcon Cove Middle School	4	7	3	3	4	21															
46	Jay Dadwal	Flintridge Preparatory Scho	6	3	1	2	3	15															
47	Alex Pellicane	Fluvanna County High Schc	4	6	6	7	4	27															
52	Vivienne Luu	Hua Xia Chinese School Ka	5	3	7	7	2	24															
52	Danny Tang	Hua Xia Chinese School Ka	5	2	5	4	1	17															
52	Matthew Yekell	Hua Xia Chinese School Ka	5	4	7	7	5	28															
57	Sanjana Chava	Ivy GuruKul	6	5	6	6	6	29															
57	Maanasa Dhavala	Ivy GuruKul	7	2	3	4	3	19															
57	Yash Lal	Ivy GuruKul	5	6	5	3	6	25															
57	Neha Mandalapu	Ivy GuruKul	6																				
57	Divyesh Murugan	Ivy GuruKul	6	5	4	6	3	24															
57	Anushka Saxena	Ivy GuruKul	6	5	6	3	4	24															
58	Aryan Arora	Ivy GuruKul Online	4	6	1	3	1	15	5	3	3	11											
58	Asrith Devalaraju	Ivy GuruKul Online	3	3	4	4	1	15															
58	Surya Ganesan	Ivy GuruKul Online	2	5	6	1	4	18															
58	Shreya Thalvayapati	Ivy GuruKul Online	6	6	6	6	4	28															
69	Colin Wire	Los Angeles Center for Enri	2	4	1	1	4	12	6	5	5	16											
75	Jana Amin	Milton Academy Middle Sch	4	1	1	2	7	15	5	2	3	10	5	3	5	13							

Impromptu Speaking

NSDA Middle School Nationals 2016

Code	Name	School	Prelims					Cume	Qtr			Cume	Semi			Cume	Final				Cume		
75	Kiran Biddinger	Milton Academy Middle Sch	4	2	3	3	5	17															
75	Maya Bokhari	Milton Academy Middle Sch	1	1	7	4	1	14	5	6	5	16											
78	Tyler Baugh	Mount Jordan Middle Schoc	6	6	4	3	4	23															
78	Nathan Bueno	Mount Jordan Middle Schoc	7	5	7	3	6	28															
81	Edward Cho	New West Charter School	1	1	3	2	5	12	6	4	2	12											
81	Elijah Levinsohn	New West Charter School	4	1	6	4	2	17															
81	Carter Collin Taylor	New West Charter School	7	4	6	5	4	26															
84	Ethan Appel	NSU University School	4	3	4	5	5	21															
84	Veronica Bloomberg	NSU University School	3	5	6	4	7	25															
84	Camilla Maionica	NSU University School	2	2	6	4	6	20															
84	Alex Silver	NSU University School	6	6	7	5	6	30															
86	Ian Burns	Oak Hall	7	7	5	5	2	26															
89	Pierce Florey	Phoenix Country Day Schoc	1	2	4	2	1	10	4	6	5	15											
89	Darwin Harriss	Phoenix Country Day Schoc	4	1	2	2	1	10	2	4	1	7	2	6	4	12							
102	Lexi Dalrymple	Saint Mary's Hall	3	4	5	7	6	25															
102	Izzy Hackney	Saint Mary's Hall	3	3	2	4	5	17															
105	Pranav Tangallpalli	Scottsdale Preparatory Acac	5	5	3	2	2	17															
107	Ayla Peterson	SHAW Montessori	4	5	5	6	5	25															
108	Sean Andampour	Sidney Lanier Middle Schoc	3	4	5	3	2	17															
108	Pranav Konduri	Sidney Lanier Middle Schoc	1	1	3	1	6	12	1	2	2	5	3	5	5	13							
108	Erin Mee	Sidney Lanier Middle Schoc	1	3	2	6	3	15															
108	Ioana Nechiti	Sidney Lanier Middle Schoc	2	2	1	1	3	9	4	3	5	12											
108	Emily Ramirez	Sidney Lanier Middle Schoc	1	2	4	7	1	15	6	5	3	14											
108	Camden Schultz	Sidney Lanier Middle Schoc	5	1	1	1	4	12	1	5	4	10	6	4	6	16							
108	Jonah Webster	Sidney Lanier Middle Schoc	1	3	4	1	2	11	4	6	6	16											
121	Anoohya Panidapu	The Golden State Academy	3	5	2	1	4	15															
122	Avi Gulati	The Harker School	2	1	1	1	1	6	1	1	4	6	1	2	3	6	1	4	2	2	2	11	2nd
122	Rishi Jain	The Harker School	1	3	4	4	3	15															
122	Rhea Nanavati	The Harker School	2	4	6	5	5	22															
128	Zack Martin	Union High School	3	4	3	6	3	19															
130	Dorothy Vassantachart	Velasquez Academy	4	1	1	1	1	8	2	1	1	4	2	2	1	5	3	1	3	1	3	11	3rd
134	Alex Chon	Wilshire Academy	1	2	5	2	3	13	1	2	4	7	3	1	2	6	6	2	4	6	6	24	5th
134	Samuel Eun	Wilshire Academy	3	6	2	5	3	19															
134	Casey Kim	Wilshire Academy	3	3	3	1	1	11	3	6	6	15											
134	Dean Kim	Wilshire Academy	2	5	7	4	1	19															
134	Kevin Kim	Wilshire Academy	2	2	3	3	3	13	6	4	4	14											
134	Michelle Kim	Wilshire Academy	3	5	5	1	4	18															
134	Patrick Kim	Wilshire Academy	4	1	2	1	5	13	2	4	2	8	4	1	4	9	4	6	6	5	5	26	6th
136	Haritha Kumar	Young Genius Academy	2	7	1	2	2	14	2	1	1	4	1	3	2	6	5	5	5	3	4	22	4th

Original Oratory

NSDA Middle School Nationals 2016

Code	Name	School	Prelims					Cume	Qtr	Cume	Semi	Cume	Final	Cume									
1	Aiden Christesen	Albion Middle School	6	5	1	3	7	22															
1	Adam Clawson	Albion Middle School	6	6	5	6	7	30															
1	Calista Starling	Albion Middle School	7	7	5	7	5	31															
2	Jonah Docter-Loeb	Alice Deal Middle School	3	2	3	1	1	10	3	3	3	9	4	6	3	13							
2	Alex Holmes	Alice Deal Middle School	3	4	3	4	4	18															
7	Shama Gupta	Ativa Academy	3	1	1	2	2	9	4	4	3	11											
8	Olivia Wetzal	Audience of One Forensics	4	5	6	6	6	27															
10	Nirmit Chandan	Bak Middle School of the Ar	6	5	5	2	2	20															
10	Carlos Trivino	Bak Middle School of the Ar	1	2	1	2	2	8	6	6	2	14											
11	Evan Hsiang	Baker Middle School	3	2	3	6	6	20															
13	Romina Parimi	Basis Independent Silicon V	1	5	3	3	4	16															
14	Kya Christiansen	Beaver High School	4	5	6	3	7	25															
21	Kevin Wang	Bowditch Middle School	3	4	4	2	1	14															
22	Ruthie Kesri	Bowling Green Junior High	6	3	7	3	4	23															
27	Srinath Nandigam	Carroll Middle Schools	6	6	6	6	6	30															
27	Andrew Wan	Carroll Middle Schools	6	5	6	6	6	29															
28	Hanna Herbowy	Chaparral Star Academy	1	1	5	1	1	9	1	3	5	9	4	1	6	11							
28	Elise Little	Chaparral Star Academy	1	1	1	1	2	6	2	2	1	5	3	5	4	12	2	1	2	1	5	11	1st
28	Bryson Vogel	Chaparral Star Academy	5	1	6	5	4	21															
30	Alaina Brady	Classen SAS	7	7	7	6	6	33															
30	Nyla Chuku	Classen SAS	6	5	4	6	3	24															
31	Kate Ishida	CNMI NJSDA	2	6	3	1	1	13	3	2	2	7	1	2	1	4	3	4	6	6	1	20	4th
33	Rebecca Schatte	Concordia High School	7	6	2	4	6	25															
39	Puja Oak	Dougherty Valley Bridge Ac	2	2	3	1	5	13	2	5	4	11											
40	Asmau Adanlawo	E. A. Olle Middle School	6	7	5	3	1	22															
40	Jenny Alvarado	E. A. Olle Middle School	5	7	5	6	5	28															
40	Chinenye Osisi	E. A. Olle Middle School	3	5	4	5	4	21															
41	Blayke Lym	Eastmont Middle School	5	6	5	5	3	24															
46	Jay Dadwal	Flintridge Preparatory Scho	7	6	7	4	6	30															
46	Maya Khurana	Flintridge Preparatory Scho	3	2	1	3	1	10	1	2	5	8	1	5	5	11							
52	Vivienne Luu	Hua Xia Chinese School Ka	2	4	2	7	5	20															
52	Karen Sun	Hua Xia Chinese School Ka	1	4	1	1	1	8	4	1	6	11											
52	Danny Tang	Hua Xia Chinese School Ka	5	3	1	4	4	17															
54	Grace Stowers	Indian Hills Middle School	7	7	6	6	7	33															
57	Raisa Deotale	Ivy GuruKul	4	6	6	6	2	24															
57	Sonika Kotha	Ivy GuruKul	4	6	2	5	1	18															
57	Siya Kulkarni	Ivy GuruKul	6	5	5	5	7	28															
57	Swara Ramaswamy	Ivy GuruKul	1	3	1	3	1	9	3	2	4	9	6	6	4	16							
58	Ganapathi Bhandaru	Ivy GuruKul Online	4	3	4	1	6	18															
58	Asrith Devalaraju	Ivy GuruKul Online	3	1	4	1	3	12	6	5	6	17											
58	Prachi Kharade	Ivy GuruKul Online	3	5	3	5	3	19															
58	Surabhi Misra	Ivy GuruKul Online	5	3	4	7	5	24															
74	Isabella Ashtari	Midwest Speech and Debat	5	3	4	2	3	17															
74	Paris Schoerbel	Midwest Speech and Debat	1	2	2	6	3	14															
75	Jana Amin	Milton Academy Middle Sch	1	1	6	3	3	14	2	5	5	12											
75	Kayla Mathieu	Milton Academy Middle Sch	4	3	5	2	3	17															

Original Oratory

NSDA Middle School Nationals 2016

Code	Name	School	Prelims					Cume	Qtr	Cume	Semi			Cume	Final					Cume			
77	Salsabil Jebari	Morocco Aggregate School	1	6	6	7	6	26															
78	Tyler Baugh	Mount Jordan Middle Schoc	5	6	3	4	5	23															
78	Nathan Bueno	Mount Jordan Middle Schoc	4	4	2	6	3	19															
78	Parker Mckay	Mount Jordan Middle Schoc	4	2	2	4	6	18															
78	Benjamin Seargeant	Mount Jordan Middle Schoc	4	6	6	7	4	27															
78	Hayden Sullivant	Mount Jordan Middle Schoc	7	6	4	5	5	27															
78	Landon Sullivant	Mount Jordan Middle Schoc	6	5	3	7	4	25															
78	Halli Thompson	Mount Jordan Middle Schoc	4	2	3	4	2	15															
84	Avah Dickinson	NSU University School	2	3	2	4	2	13	6	3	2	11	6	3	6	15							
84	Kailynn Fleches	NSU University School	6	7	2	2	5	22															
89	Arthi Macheria	Phoenix Country Day Schoc	2	2	6	3	1	14															
96	Eleanah Enevoldsen	Raymond Central High Schoc	7	7	6	5	4	29															
97	Jill Humke	Raymore-Peculiar East Mid	6	4	3	4	5	22															
97	Samantha Williams	Raymore-Peculiar East Mid	7	5	5	5	6	28															
97	Larissa Wratney	Raymore-Peculiar East Mid		3	4	3	4	13															
102	John David Walls	Saint Mary's Hall	2	1	5	1	3	12	5	6	5	16											
108	Erin Mee	Sidney Lanier Middle Schoc	5	1	4	5	2	17															
108	Ioana Nechiti	Sidney Lanier Middle Schoc	1	2	1	2	4	10	2	4	4	10											
108	Amalia Nichols	Sidney Lanier Middle Schoc	2	4	4	1	3	14															
108	Ben Smidt	Sidney Lanier Middle Schoc	2	3	7	2	2	16															
112	Simone Weatherspoon	St. Andrews Episcopal Schc	6	4	6	2	5	23															
113	Eva Kracht	St. Peter Middle School	3	3	3	4	5	18															
121	Apoorva Panidapu	The Golden State Academy	1	2	1	2	6	12	5	4	1	10	5	4	5	14							
121	Shreya Rallabandi	The Golden State Academy	2	1	2	5	1	11	5	5	6	16											
121	Sarayu Surapaneni	The Golden State Academy	1	3	1	1	4	10	4	4	6	14											
121	Niitiggya Taneja	The Golden State Academy	2	1	4	2	3	12	1	3	4	8	3	4	3	10	5	6	3	5	3	22	5th
122	Aaditya Gulati	The Harker School	4	3	5	5	2	19															
122	Avi Gulati	The Harker School	1	1	2	1	1	6	1	1	3	5	2	1	2	5	1	2	1	3	6	13	2nd
122	Rishi Jain	The Harker School	3	2	4	2	2	13	6	6	1	13											
122	Arusha Patil	The Harker School	3	2	3	3	2	13	3	1	2	6	5	3	1	9	6	5	4	4	4	23	6th
125	Vaani Gupta	The Village School	4	4	1	3	6	18															
125	Shreya Mehta	The Village School	2	3	7	4	5	21															
128	Haley Aziere	Union High School	4	4	7	3	3	21															
128	Gregory Pitts	Union High School	4	5	7	6	7	29															
129	Violet Ellis	Union Middle School	5	6	6	7	7	31															
130	Dorothy Vasantachart	Velasquez Academy	2	1	1	1	1	6	4	1	3	8	2	2	2	6	4	3	5	2	2	16	3rd
134	Esther An	Wilshire Academy	2	7	2	3	4	18															
134	Samuel Eun	Wilshire Academy	5	5	7	7	6	30															
134	Dean Kim	Wilshire Academy	3	1	3	6	2	15															
134	Kevin Kim	Wilshire Academy	5	6	5	4	2	22															
134	Patrick Kim	Wilshire Academy	2	4	4	5	1	16															
134	Christine Lee	Wilshire Academy	5	4	2	1	5	17															
134	Alison Moon	Wilshire Academy	5	2	2	5	7	21															
136	Vignesh Ayyappan	Young Genius Academy	3	4	2	2	4	15															
136	Haritha Kumar	Young Genius Academy	1	1	1	4	3	10	5	6	1	12											
136	Vivek Sarkar	Young Genius Academy	5	4	5	4	5	23															

Poetry Interpretation

NSDA Middle School Nationals 2016

Code	Name	School	Prelims					Cume	Qtr			Cume	Semi			Cume	Final				Cume		
10	Kevin Ahern	Bak Middle School of the Ar	2	2	2	3	1	10	5	3	3	11											
10	Sasha Monaco	Bak Middle School of the Ar	6	1	5	2	4	18															
10	Mara Vaknin	Bak Middle School of the Ar	4	2	2	1	5	14															
10	Ervin Williams	Bak Middle School of the Ar	3	1	2	1	1	8	2	2	4	8	3	2	2	7	1	3	1	2	2	9	1st
11	Cate Jones	Baker Middle School	2	4	3	2	5	16															
12	Isabel Gonzalez	Banquete HS	6	7	6	6	5	30															
13	Sruthi Bhamidipati	Basis Independent Silicon V	3	4	6	6	4	23															
13	Eesha Singh	Basis Independent Silicon V	5	7	6	2	6	26															
22	Nick Martin	Bowling Green Junior High	2	5	6	6	1	20															
23	Colby Menefee	Buffalo High School	2	7	5	3	2	19															
27	Katy Lin	Carroll Middle Schools	4	6	3	7	5	25															
27	Bart Musser	Carroll Middle Schools	5	4	2	4	6	21															
27	Anna Ponzo	Carroll Middle Schools	5	4	5	4	6	24															
27	Christian Prokopeas	Carroll Middle Schools	7	6	4	7	3	27															
27	Grace Prokopeas	Carroll Middle Schools	4	5	5	6	4	24															
27	Manan Singh	Carroll Middle Schools	4	5	7	2	3	21															
28	Julia Craciun	Chaparral Star Academy	1	1	1	1	3	7	2	4	3	9	2	2	4	8	2	1	2	4	6	15	3rd
28	Ruby Gaona	Chaparral Star Academy	6	5	4	5	3	23															
28	Elise Little	Chaparral Star Academy	1	2	3	1	7	14	2	4	6	12											
28	Denver Wydermyer	Chaparral Star Academy	1	2	4	5	2	14															
30	Nyla Chuku	Classen SAS	6	7	6	7																	
31	Kalea Lou Borja	CNMI NJSDA	6	4	5	7	2	24															
31	Kate Ishida	CNMI NJSDA	2	2	7	2	1	14															
31	Esther Jones	CNMI NJSDA	4	3	4	4	7	22															
31	Jin Seok (James) Park	CNMI NJSDA	3	6	3	5	4	21															
31	Bina Mary Reyes	CNMI NJSDA	6	6	7	4	6	29															
31	Deirdre Mae P. Rosete	CNMI NJSDA	7	1	4	3	7	22															
33	Rebecca Schatte	Concordia High School	4	6	3	5	7	25															
36	Campbell Waters	Democracy Prep	7	5	4	2	3	21															
40	Asmau Adanlawo	E. A. Olle Middle School	6	5	6	5	6	28															
40	Aliana Cortinas	E. A. Olle Middle School	6	5	1	5	3	20															
43	Kinneret Klein	Emerson Community Chart	3	3	1	2	2	11	1	1	3	5	6	4	3	13							
43	Anika Yeager	Emerson Community Chart	3	5	1	1	4	14	3	6	6	15											
50	Joshua Timmons	Greenhill School	4	1	1	3	2	11	4	5	6	15											
52	Vivienne Luu	Hua Xia Chinese School Ka	7	7	5	6	6	31															
52	Karen Sun	Hua Xia Chinese School Ka	3	1	2	1	5	12	6	5	5	16											
54	Jordan Ogg	Indian Hills Middle School	7	7	6	6	7	33															
57	Maanasa Dhavala	Ivy GuruKul	5	3	5	7	4	24															
74	Elizabeth Ashtari	Midwest Speech and Debat	3	3	3	6	3	18															
75	Brian Bowman	Milton Academy Middle Sch	2	3	5	5	1	16															
75	Kayla Mathieu	Milton Academy Middle Sch	2	3	2	2	4	13	5	6	6	17											
75	Alexandra (Ally) Morse	Milton Academy Middle Sch	4	4	5	4	4	21															
75	Miranda Paiz	Milton Academy Middle Sch	1	1	2	2	1	7	3	6	2	11											
75	Eleanor Raine	Milton Academy Middle Sch	5	4	7	5	3	24															
84	Ethan Appel	NSU University School	7	7	4	5	4	27															
84	Camilla Maionica	NSU University School	6	4	6	7	7	30															

Poetry Interpretation

NSDA Middle School Nationals 2016

Code	Name	School	Prelims					Cume	Qtr			Cume	Semi			Cume	Final					Cume		
84	Faraaz Sadruddin	NSU University School	7	3	2	4	5	21																
84	Clarissa Zisman	NSU University School	6	4	4	6	6	26																
89	Hampton Kohler	Phoenix Country Day Schoc	5	2	4	4	2	17																
89	John Moore	Phoenix Country Day Schoc	1	1	3	2	1	8	3	2	3	8	5	4	4	13								
97	Ella Schnake	Raymore-Peculiar East Mid	2	3	1	2	2	10	5	2	4	11												
97	Paige Whitney	Raymore-Peculiar East Mid	5	5	3	4	5	22																
101	Kayla Turner	Sacred Heart High School, I	1	3	2	3	2	11	2	1	2	5	1	5	2	8	4	4	3	3	3	17	4th	
102	Caroline Coley	Saint Mary's Hall	1	1	2	7	1	12	4	5	1	10	2	1	5	8	6	6	5	5	4	26	5th	
102	Izzy Hackney	Saint Mary's Hall	5	6	1	4	5	21																
102	Devika Kumar	Saint Mary's Hall	5	6	5	6	6	28																
102	Jay Paliwal	Saint Mary's Hall	6	4	7	7	6	30																
102	Yash Pamar	Saint Mary's Hall	7	6	6	6	6	31																
108	Emma Barrall	Sidney Lanier Middle Schoc	2	2	4	3	3	14																
108	Ysabelle Broderson	Sidney Lanier Middle Schoc	4	5	7	6	5	27																
108	Melony Davis	Sidney Lanier Middle Schoc	4	1	1	3	3	12	6	6	5	17												
108	Nika Filippov	Sidney Lanier Middle Schoc	1	5	5	4	4	19																
108	Emily Ramirez	Sidney Lanier Middle Schoc	2	2	6	5	3	18																
108	Kristen Salinas	Sidney Lanier Middle Schoc	5	6	7	5	7	30																
108	Angela Yokley	Sidney Lanier Middle Schoc	3	6	2	4	4	19																
121	Ayush Agarwal	The Golden State Academy	1	2	1	1	1	6	4	1	2	7	1	3	3	7	3	2	4	1	1	11	2nd	
121	Sherwin Lai	The Golden State Academy	1	1	1	1	2	6	1	3	1	5	5	1	5	11								
121	Swetha Naidu	The Golden State Academy	1	2	1	3	1	8	3	2	4	9	3	3	1	7	5	5	6	6	5	27	6th	
121	Sarayu Surapaneni	The Golden State Academy	4	4	3	3	6	20																
121	Niitiggya Taneja	The Golden State Academy	1	3	4	3	2	13	6	3	5	14												
123	Tatum Schutt	The Independence School	7	7	6	7	7	34																
125	Kiara Vaz	The Village School	6	2	6	6	5	25																
128	Haley Aziere	Union High School	3	7	7	5	6	28																
130	Dorothy Vasantachart	Velasquez Academy	3	1	5	1	3	13	4	5	5	14												
134	Esther An	Wilshire Academy	3	2	2	1	2	10	1	1	2	4	4	5	1	10								
134	Casey Kim	Wilshire Academy	2	4	1	4	1	12	1	3	1	5	6	6	6	18								
134	Emily Kim	Wilshire Academy	3	6	3	2	4	18																
134	Hannah Kim	Wilshire Academy	5	5	7	3	5	25																
134	Michelle Kim	Wilshire Academy	2	3	3	1	1	10	6	4	4	14												
134	Nathan Park	Wilshire Academy	4	3	3	1	2	13	5	4	1	10	4	6	6	16								
134	Hye Lynn Suh	Wilshire Academy	5	6	4	3	5	23																

Prose Interpretation

NSDA Middle School Nationals 2016

Code	Name	School	Prelims					Cume	Qtr	Cume	Semi	Cume	Final	Cume											
2	Iona Volynets	Alice Deal Middle School	4	5	5	6	7	27																	
2	Savannah Waymer	Alice Deal Middle School	7	7	6	7	6	33																	
5	Erin McDermott	Arlington Independents	6	1	1	1	1	10	4	2	5	11													
7	Manasi Garg	Atiiva Academy	7	6	7	6	7	33																	
9	Emilie Sung	Autonomy Debate School	6	4	6	7	6	29																	
10	Kevin Ahern	Bak Middle School of the Ar	2	3	3	2	4	14	6	2	5	13													
10	Sasha Monaco	Bak Middle School of the Ar	1	2	3	1	1	8	3	5	2	10	2	4	2	8	5	5	5	5	4	24	5th		
10	Mara Vaknin	Bak Middle School of the Ar	4	7	2	2	5	20																	
10	Ervin Williams	Bak Middle School of the Ar	2	2	1	1	2	8	1	4	3	8	5	5	1	11									
13	Aparna Kumar	Basis Independent Silicon V	5	3	1	6	3	18																	
13	Mohan Morusupalli	Basis Independent Silicon V	1	1	4	4	5	15	6	6	4	16													
19	Ava Anderson	Bible Center School	1	4	2	4	6	17																	
22	Nick Martin	Bowling Green Junior High	5	4	1	2	2	14	4	2	4	10													
22	Darby Tassell	Bowling Green Junior High	1	4	1	3	3	12	2	3	4	9	4	3	6	13									
27	Katy Lin	Carroll Middle Schools	5	5	7	4	6	27																	
27	Anna Ponzo	Carroll Middle Schools	2	6	7	1	4	20																	
27	Christian Prokopeas	Carroll Middle Schools	5	7	7	7	7	33																	
27	Grace Prokopeas	Carroll Middle Schools	7	6	7	5	6	31																	
27	Manan Singh	Carroll Middle Schools	5	5	4	6	6	26																	
28	Julia Craciun	Chaparral Star Academy	3	4	2	7	3	19																	
28	Oliver Fairbanks	Chaparral Star Academy	5	2	1	4	6	18																	
28	Olivia Herrera	Chaparral Star Academy	1	4	4	5	6	20																	
28	Denver Wydermyer	Chaparral Star Academy	2	2	1	4	6	15	3	1	1	5	3	6	3	12									
31	Antonia Angui	CNMI NJSDA	7	6	7	7	5	32																	
31	Inyoung (Esther) Kim	CNMI NJSDA	4	1	4	1	4	14	5	6	5	16													
31	Bina Mary Reyes	CNMI NJSDA	1	7	6	5	5	24																	
31	Deirdre Mae P. Rosete	CNMI NJSDA	4	2	5	2	3	16																	
31	Jonathan L.S. Wolf	CNMI NJSDA	2	2	3	6	2	15																	
34	Grant Denny	Crockett MS	5	3	5	6	5	24																	
43	Laila Cortez	Emerson Community Chart	5	3	2	1	3	14	2	5	5	12													
46	Maya Khurana	Flintridge Preparatory Scho	3	5	3	5	6	22																	
50	Joshua Timmons	Greenhill School	6	4	4	3	3	20																	
52	Kylan Chen	Hua Xia Chinese School Ka	7	6	6	7	2	28																	
52	Karen Sun	Hua Xia Chinese School Ka	1	6	6	4	2	19																	
52	Matthew Yekell	Hua Xia Chinese School Ka	2	3	2	2	5	14	5	5	6	16													
74	Elizabeth Ashtari	Midwest Speech and Debat	5	4	6	3	7	25																	
74	Isabella Ashtari	Midwest Speech and Debat	6	7	6	4	3	26																	
74	Paris Schoerbel	Midwest Speech and Debat	1	5	1	5	3	15	1	1	1	3	1	5	1	7	3	4	1	2	3	13	3rd		
75	Virginia (Ginny) Barrett	Milton Academy Middle Sch	3	3	3	1	1	11	6	3	6	15													
75	Charlotte (Carli) Gilson	Milton Academy Middle Sch	3	4	1	4	1	13	1	4	1	6	3	4	4	11									
75	Norman (Walker) Harris	Milton Academy Middle Sch	3	3	5	3	1	15																	
75	Cody Waterfall	Milton Academy Middle Sch	1	5	3	2	5	16																	
75	Caroline Wilson	Milton Academy Middle Sch	3	1	3	3	1	11	1	2	6	9	6	2	5	13									
77	Aya Bourkkadi	Morocco Aggregate School	6	6	7	7	2	28																	
81	Edward Cho	New West Charter School	5	5	5	6	4	25																	
84	Ethan Appel	NSU University School	7	7	6	3	7	30																	

Prose Interpretation

NSDA Middle School Nationals 2016

Code	Name	School	Prelims					Cume	Qtr	Cume	Semi	Cume	Final	Cume									
84	Camilla Maionica	NSU University School	6	4	2	4	5	21															
86	Esha Patel	Oak Hall	7	7	7	7	6	34															
89	Semeon Afework	Phoenix Country Day Schoc	2	1	5	6	3	17															
89	Ryan Horlick	Phoenix Country Day Schoc	1	1	4	1	1	8	2	5	2	9	1	3	5	9	2	2	2	3	2	11	2nd
89	Hampton Kohler	Phoenix Country Day Schoc	4	3	4	3	5	19															
89	Ethan Lambert	Phoenix Country Day Schoc	1	2	1	3	1	8	3	3	1	7	5	1	4	10	4	3	3	6	5	21	4th
89	John Moore	Phoenix Country Day Schoc	2	5	4	3	1	15															
89	George Nassar	Phoenix Country Day Schoc	4	1	2	2	4	13	2	1	2	5	6	6	6	18							
97	Abby Ball	Raymore-Peculiar East Mid	2	2	1	2	1	8	4	6	4	14											
97	Alec Heriford	Raymore-Peculiar East Mid	6	7	3	1	3	20															
97	Paige Whitney	Raymore-Peculiar East Mid	7	6	5	4	4	26															
97	McKenna Wilson	Raymore-Peculiar East Mid	4	4	3	5	3	19															
101	Kayla Turner	Sacred Heart High School, I	2	3	3	3	4	15															
102	Mafer Benavides	Saint Mary's Hall	3	3	3	3	5	17															
102	Caroline Coley	Saint Mary's Hall	7	6	6	7	4	30															
102	Lexi Dalrymple	Saint Mary's Hall	6	6	7	7	4	30															
102	Jay Paliwal	Saint Mary's Hall	7	7	4	5	4	27															
102	Emma Tucker	Saint Mary's Hall	4	5	2	5	7	23															
105	Kaitlyn Hohl	Scottsdale Preparatory Acac	6	5	2	6	3	22															
108	Emma Barrall	Sidney Lanier Middle Schoc	3	1	4	1	4	13	6	4	3	13											
108	Ysabelle Broderson	Sidney Lanier Middle Schoc	2	1	6	2	7	18															
108	Lucy Ding	Sidney Lanier Middle Schoc	3	5	5	6	5	24															
108	Lucy Wu	Sidney Lanier Middle Schoc	5	7	6	4	7	29															
108	Angela Yokley	Sidney Lanier Middle Schoc	3	3	3	5	7	21															
114	Catherine Bauer	St. Rita school	4	3	7	4	2	20															
121	Apurva Aluru	The Golden State Academy	6	6	4	5	5	26															
121	Sherwin Lai	The Golden State Academy	3	4	5	2	2	16															
121	Swetha Naidu	The Golden State Academy	3	2	1	5	4	15															
121	Sarayu Surapaneni	The Golden State Academy	6	2	2	2	2	14	5	6	6	17											
121	Niitiggya Taneja	The Golden State Academy	4	2	2	6	2	16															
122	Nikki Solanki	The Harker School	1	5	2	1	2	11	5	1	3	9	2	1	2	5	6	6	6	4	6	28	6th
125	Hajra Alvi	The Village School	6	6	5	5	7	29															
134	Esther An	Wilshire Academy	4	2	6	3	1	16															
134	Alex Chon	Wilshire Academy	2	1	4	1	2	10	4	4	2	10											
134	Ashley Jung	Wilshire Academy	5	1	5	6	6	23															
134	Emily Kim	Wilshire Academy																					
134	Gina Kim	Wilshire Academy	4	1	5	2	1	13	3	3	3	9	4	2	3	9	1	1	4	1	1	8	1st

Storytelling

NSDA Middle School Nationals 2016

Code	Name	School	Prelims					Cume	Qtr	Cume	Semi	Cume	Final	Cume									
2	Kaleb Anderson	Alice Deal Middle School	5	3	5	4	7	24															
4	Zahra Washington	Argumentation and Commu	6	6	6	7	7	32															
8	Olivia Wetzel	Audience of One Forensics	6	6	6	7	6	31															
10	Kyle Ahern	Bak Middle School of the Ar	5	3	2	7	6	23															
10	Milani Gosman	Bak Middle School of the Ar	5	1	2	5	7	20															
13	Isabelle Chiu	Basis Independent Silicon V	3	3	1	1	1	9	2	4	5	11											
13	Aparna Kumar	Basis Independent Silicon V	4	2	5	5	5	21															
13	Romina Parimi	Basis Independent Silicon V	6	4	5	4	3	22															
22	Ruthie Kesri	Bowling Green Junior High :	4	4	5	4	3	20															
22	Nick Martin	Bowling Green Junior High :	3	4	6	1	2	16															
22	Leah Tabor	Bowling Green Junior High :	4	3	1	1	1	10	3	5	2	10	1	1	1	3	4	6	4	2	6	22	5th
22	Darby Tassell	Bowling Green Junior High :	4	2	3	1	3	13	6	4	6	16											
22	Truman Tinius	Bowling Green Junior High :	4	6	2	1	1	14	1	3	2	6	2	4	5	11							
27	Andrew Wan	Carroll Middle Schools	6	5	5	6	7	29															
28	Oliver Fairbanks	Chaparral Star Academy	1	1	4	5	5	16															
28	Isaac Kliewer	Chaparral Star Academy	4	2	3	6	1	16															
30	Christian Camberos	Classen SAS	7	4	5	3	6	25															
30	Gabrielle Guyse	Classen SAS	6	6	6	5	6	29															
30	Amaris Haley	Classen SAS	7	5	6	6	6	30															
31	Antonia Angui	CNMI NJSDA	5	6	6	6	6	29															
31	Rownel Jody Coloma	CNMI NJSDA	6	6	5	7	6	30															
31	Victoria Dela Cruz	CNMI NJSDA	6	6	7	6	6	31															
31	Esther Park	CNMI NJSDA	2	1	5	3	4	15	5	3	6	14											
31	Nina Lauren F. Valdisimo	CNMI NJSDA	5	4	6	5	2	22															
40	Asmau Adanlawo	E. A. Olle Middle School	7	4	6	6	6	29															
40	Chinenye Osisi	E. A. Olle Middle School	3	7	5	5	3	23															
43	Laila Cortez	Emerson Community Chart	1	6	2	1	2	12	4	6	3	13											
52	Kylan Chen	Hua Xia Chinese School Ka	6	4	7	7	5	29															
57	Aditya Taire	Ivy GuruKul																					
62	Sherry Li	Kudos College of Youth Lea	5	5	4	5	4	23															
74	Elizabeth Ashtari	Midwest Speech and Debat	4	2	5	2	6	19															
74	Isabella Ashtari	Midwest Speech and Debat	7	3	4	4	5	23															
74	Paris Schoerbel	Midwest Speech and Debat	1	4	1	1	1	8	5	2	1	8	4	5	4	13							
75	Isabel Alex	Milton Academy Middle Sch	2	1	4	3	2	12	6	2	5	13											
75	Norman (Walker) Harris	Milton Academy Middle Sch	2	2	1	1	4	10	2	6	5	13											
75	Garvin McLaughlin	Milton Academy Middle Sch	4	3	2	5	4	18															
75	Eleanor Raine	Milton Academy Middle Sch	5	4	4	6	4	23															
75	Benjamin Simpson	Milton Academy Middle Sch	1	1	3	2	1	8	5	1	4	10											
77	Aya Bourkkadi	Morocco Aggregate School	5	7	7	7	4	30															
77	Salsabil Jebari	Morocco Aggregate School	4	3	6	5	3	21															
84	Faraaz Sadruddin	NSU University School	3	6	1	2	1	13	3	1	4	8	4	3	2	9	2	4	6	3	5	20	3rd
88	Jackson Maxcell Garner	Petal Middle School	5	3	4	6	5	23															
89	Ethan Lambert	Phoenix Country Day Schoc	2	1	1	1	2	7	3	3	2	8	3	2	3	8	3	3	2	4	1	13	2nd
89	Kirtana Roopan	Phoenix Country Day Schoc	2	3	6	4	3	18															
97	Maddie Kort	Raymore-Peculiar East Mid	5	2	3	3	5	18															
97	Ella Schnake	Raymore-Peculiar East Mid	1	1	1	2	1	6	1	1	1	3	1	1	1	3	1	1	1	1	2	6	1st

Storytelling

NSDA Middle School Nationals 2016

Code	Name	School	Prelims					Cume	Qtr	Cume	Semi	Cume	Final	Cume									
97	Alex Shelton	Raymore-Peculiar East Mid	3	5	3	5	4	20															
97	McKenna Wilson	Raymore-Peculiar East Mid	6	5	6	2	1	20															
97	Larissa Wratney	Raymore-Peculiar East Mid	2	4	4	4	2	16															
102	Devika Kumar	Saint Mary's Hall	7	6	7	6	6	32															
102	Jay Paliwal	Saint Mary's Hall	6	7	7	3	5	28															
102	Yash Pamar	Saint Mary's Hall	7	7	7	6	6	33															
102	Emma Tucker	Saint Mary's Hall	7	5	7	5	7	31															
108	Will Derden	Sidney Lanier Middle Schoc	1	2	1	2	5	11	6	4	4	14											
108	Nika Filippov	Sidney Lanier Middle Schoc	1	2	1	2	2	8	2	2	2	6	6	5	5	16							
108	Erin Mee	Sidney Lanier Middle Schoc	2	3	2	3	5	15															
108	Emily Ramirez	Sidney Lanier Middle Schoc	2	3	5	4	2	16															
108	Lucy Wu	Sidney Lanier Middle Schoc	2	5	4	3	4	18															
111	Shivani Vazirani	St Andrew's Episcopal Schc	5	6	3	4	1	19															
114	Catherine Bauer	St. Rita school	1	2	2	3	4	12	4	1	3	8	2	4	6	12							
121	Apurva Aluru	The Golden State Academy	5	5	3	4	7	24															
121	Tavish Mohanti	The Golden State Academy	2	1	3	2	3	11	1	2	1	4	3	3	3	9	5	5	3	6	3	22	4th
121	Anoohya Panidapu	The Golden State Academy	3	5	4	1	3	16															
121	Apoorva Panidapu	The Golden State Academy	2	4	1	6	5	18															
121	Kriti Vajjhula	The Golden State Academy	1	1	2	4	2	10	6	6	3	15											
122	Aaditya Gulati	The Harker School	3	7	1	2	3	16															
122	Avi Gulati	The Harker School	3	1	1	2	2	9	1	5	3	9	6	2	2	10	6	2	5	5	4	22	6th
122	Rhea Nanavati	The Harker School	4	7	3	3	3	20															
122	Arusha Patil	The Harker School	1	5	2	1	1	10	2	4	4	10	5	6	4	15							
125	Hajra Alvi	The Village School	1	2	4	3	4	14	5	5	6	16											
125	Shreya Mehta	The Village School	3	2	3	1	4	13	3	6	1	10	5	6	6	17							
125	Kiara Vaz	The Village School	3	5	2	4	5	19															
134	Esther An	Wilshire Academy	2	1	3	4	1	11	4	3	5	12											
134	Alex Chon	Wilshire Academy	4	2	3	5	4	18															
134	Casey Kim	Wilshire Academy	6	1	4	3	3	17															
134	Gina Kim	Wilshire Academy	1	3	2	3	2	11	4	5	6	15											
134	Christine Lee	Wilshire Academy	3	7	5	2	2	19															
134	Nathan Park	Wilshire Academy	4	4	4	6	5	23															
134	Hye Lynn Suh	Wilshire Academy	3	5	2	2	3	15															

Informative Speaking

NSDA Middle School Nationals 2016

Code	Name	School	Prelims			Cume	Final			Cume	
2	Sam Alswang	Alice Deal Middle School	4	3	6	13					
2	Willa Beckerman	Alice Deal Middle School	3	3	3	9					
2	Emily Burke	Alice Deal Middle School	3	6	4	13					
2	CJ Edlen	Alice Deal Middle School	5	5	4	14					
2	Max Gersch	Alice Deal Middle School	6	3	5	14					
2	Julien Kearns	Alice Deal Middle School	1	4	3	8					
2	Tristan May	Alice Deal Middle School	5	7	5	17					
2	Peter Milius	Alice Deal Middle School	6	6	7	19					
2	Jake Stohr	Alice Deal Middle School	4	2	2	8					
2	Iona Volynets	Alice Deal Middle School	6	6	5	17					
2	Savannah Waymer	Alice Deal Middle School	3	4	3	10					
2	Maxwell Wix	Alice Deal Middle School	3	2	1	6	4	2	5	11	3rd
4	Gina Bae	Argumentation and Commu	4	5	2	11					
4	Yasmin Lacerda	Argumentation and Commu	2	1	3	6	3	4	2	9	2nd
52	Kylan Chen	Hua Xia Chinese School Ka	2	3	6	11					
83	Priya Agarwal	Nova 42 Academy	5	4	2	11					
125	Hasnain Ali	The Village School	4	5	6	15					
125	Urvashi Deshpande	The Village School	1	5	1	7	1	5	6	12	5th
125	Vaani Gupta	The Village School	2	1	1	4	5	6	4	15	6th
128	Gregory Pitts	Union High School	7	4	5	16					
130	Carly Granda	Velasquez Academy	1	1	1	3	2	1	1	4	1st
130	Jordan Granda	Velasquez Academy	2	2	4	8					
134	Samuel Eun	Wilshire Academy									
134	Christine Lee	Wilshire Academy	1	1	2	4	6	3	3	12	4th
134	Alison Moon	Wilshire Academy	5	2	4	11					

Schools of Excellence Awards

2016 NSDA Middle School National Tournament

Schools of Excellence in Speech

Bak Middle School of the Arts, Florida

Chaparral Star Academy, Texas

Milton Academy, Massachusetts

NSU University School, Florida

Sidney Lanier Middle School, Texas

Wilshire Academy, California

Schools of Excellence in Debate

Dougherty Valley Bridge Academy, California

HuaXia Chinese School, Texas

Kudos College of Youth Leadership, California

Mountain Brook Jr. High School, Alabama

Sidney Lanier Middle School, Texas

Overall Schools of Excellence in both Speech and Debate

Phoenix Country Day School, Arizona

The Golden State Academy, California

The Harker Middle School, California